

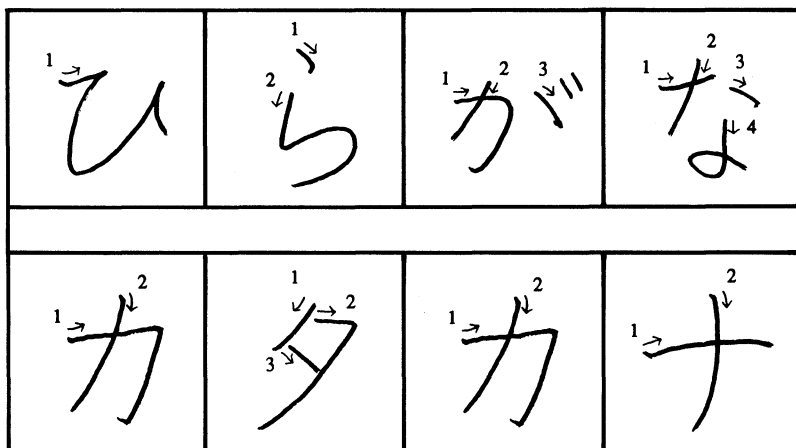
TROYCE A

A GUIDE TO LEARNING  
*HIRAGANA*  
AND  
*KATAKANA*

フリス

A GUIDE TO LEARNING  
*HIRAGANA*  
AND  
*KATAKANA*

Kenneth G. Henshall with Tetsuo Takagaki



CHARLES E. TUTTLE COMPANY  
*Rutland, Vermont & Tokyo, Japan*

Published by the Charles E. Tuttle Company, Inc.  
of Rutland, Vermont and Tokyo, Japan  
with editorial offices at  
2-6 Suido 1-chome, Bunkyo-ku, Tokyo 112

© 1990 by Charles E. Tuttle Publishing Co., Inc.

All rights reserved

LCC Card No. 90-70374  
ISBN 0-8048-1633-8

First edition, 1990  
Sixth printing, 1997

Printed in Singapore

## CONTENTS

How to Use This Book	7
An Explanation of <i>Kana</i>	9
<b>PART I: HIRAGANA</b>	<b>17</b>
Practice <i>a — ko</i>	19
Mini Review <i>a — ko</i>	24
Practice <i>sa — to</i>	26
Mini Review <i>sa — to</i>	31
Practice <i>na — ho</i>	33
Mini Review <i>na — ho</i>	38
Practice <i>ma — yo</i>	40
Mini Review <i>ma — yo</i>	44
Practice <i>ra — n</i>	46
Mini Review <i>ra — n</i>	50
Voiced and Half-Voiced Sounds	52
Review of Voiced and Half-Voiced Sounds	54
Review of Double Vowels and Consonants	57
Combined Sounds	59
Review of Combined Sounds	61
Review through Place Names and Period Names	63
General Review	65
<b>PART II: KATAKANA</b>	<b>69</b>
Practice <i>a — to</i>	71
Mini Review <i>a — to</i>	81
Practice <i>na — n</i>	83
Mini Review <i>na — n</i>	96
Voiced and Half-Voiced Sounds	98
Review of Voiced and Half-Voiced Sounds	100
Combined Sounds	102
Review of Combined Sounds and Double Consonants	104
Review through International Place Names	106

<b>PART III: FINAL REVIEW</b>	<b>109</b>
<b>About Japan</b>	<b>111</b>
<b>Food Items Quiz</b>	<b>113</b>
<b>Flora and Fauna Quiz</b>	<b>114</b>
<b>Personal Names Quiz</b>	<b>115</b>
<i><b>Kana Word Search</b></i>	<b>116</b>
<b>Quiz Answers</b>	<b>117</b>
<b>Do-It-Yourself <i>Kana</i> Charts</b>	<b>118</b>
<b>The <i>Iroha</i> Verse</b>	<b>120</b>

## HOW TO USE THIS BOOK

The main aim of this book is to help students achieve competence in reading and writing *kana*, the phonetic symbols that are fundamental to written Japanese. The book starts with a section entitled *An Explanation of Kana*, which contains everything the student will need to know about the two *kana* systems of *hiragana* and *katakana*. Part I of the workbook section then systematically introduces each *hiragana* symbol, voiced form, and combination, and provides ample practice and review. Part II does the same for *katakana*, while Part III provides an overall review.

The *Explanation of Kana* outlines the function and origin of *kana*, the difference between the two *kana* systems, the various sounds, the combinations, and the conventions of usage. It attempts to be detailed and thorough so that it can be used for reference at any stage. Though all the information about *kana* is grouped together in this one section for ease of reference, it is not expected that the student will read it all before starting on the practice pages. In fact, to do so might give the impression that *kana* are perhaps rather formidable, which is not really the case at all. (Just ask any Japanese child!) We recommend that the student start work on the *hiragana* practice pages after reading the first three subsections — on the function, origin, and basic sounds of *kana*. After finishing practice of the forty-six basic *hiragana* symbols the student should go back to the *Explanation* and read the subsection on additional sounds, then work through the rest of the *hiragana* practice pages before moving on to the *katakana* practice. The final subsection, on other points to note, is mostly concerned with special *katakana* combinations and can be left until the appropriate point in the *katakana* practice pages, just prior to the final review. Students may modify this order, but we recommend finishing practice of one *kana* system before moving on to the next.

In the practice pages of Parts I and II each *kana* symbol is allotted half a page, permitting plenty of writing practice in the boxes given. We suggest working in pencil, rather than ink, as this will allow for erasing and repeated use. Stroke order and a pronunciation guide are also given for each symbol. In addition, for each symbol there is an illustration of its graphic evolution from its "parent" character (see *Explanation of Kana*) and a reference number for that character as it occurs in *A Guide to Remembering Japanese Characters* (Charles E. Tuttle Company, 1988), together with the character's pronunciation. This may be of interest to readers wishing to continue their studies of written Japanese to an advanced level. (However, some of the original characters are no longer commonly used and therefore are not included in *A Guide to Remembering Japanese Characters*.)

After approximately every ten symbols there are "mini review" pages for further practice, this time using whole words. These are cumulative, containing symbols not only from the group just completed but from earlier groups. The mini reviews can be used purely for copying practice, or, by covering the cue *kana* on the left side of the page, as more challenging writing exercises. They can also be used as vocabulary exercises.

Part III, the Final Review, contains exercises, quizzes, and "do-it-yourself" charts. Unlike the reviews in the first two parts it combines the two *kana* systems, as is natural in Japanese texts. And for a more natural effect the boxes used earlier in the book to help achieve even spacing and proper stroke lengths are dispensed with in this final part.

The words appearing in the reviews have been carefully chosen in keeping with an additional aim of this book, which is to expose readers to key words related to Japanese society and culture. The prime criterion for selecting review words was their suitability for practicing the *kana* symbols, but we thought it would be helpful to students if in addition these words could, whenever possible, have particular relevance to Japanese culture. About half of the 450 or so vocabulary items in the book fall into this category. It is beyond the scope of the book to explain these in detail, but students who take the trouble to find out more about them will be rewarded with a broadened appreciation of Japan's society and culture. In short, we intend that these words should be used as a sort of checklist for an exploration of Japan, rather than simply memorized as isolated vocabulary items.

Readers will occasionally encounter a semicolon between English equivalents given for a Japanese review word. This indicates that the Japanese word is a homophone, that is, a word having a different meaning but the same sound as another. Normally these homophones would be written with different characters, but when expressed in phonetic *kana* script or romanization such differentiation is not possible. The English words separated by a semicolon thus refer to different Japanese words sharing the same *kana* form. (Commas between English words simply indicate nuances of the same word.) It should also be noted that there is sometimes a subtle difference in intonation between "homophones," which cannot be determined from the *kana* or romanization.

Finally, readers are advised to seek specialist or native-speaker guidance on intonation and pronunciation. It should be appreciated that the pronunciation guides given in this book can only ever be approximate, owing to the variety in pronunciation of the same English word in different parts of the world. Also, some Japanese sounds cannot be precisely represented by English letters. The Japanese "r," for example, actually falls between the English "r" and "d." But remember that, with both speaking and writing, practice makes perfect!

## AN EXPLANATION OF KANA

### The Function of *Kana*

*Kana* are purely phonetic symbols. That is, they are written representations of pronunciation. They can express the entire Japanese language in writing, though in practice the written language uses a mixture of *kana* and *kanji* (characters taken from Chinese).

There are two *kana* systems: *katakana* and *hiragana*. *Katakana* is now mainly used for words taken from languages other than Chinese. *Hiragana* is the more important of the two systems, and is used for everything not written in *katakana* or *kanji*. *Kanji* show meanings of words, though they also have pronunciations. Normally they are used for nouns and the the unchanging part (the stem) of verbs, adjectives, and adverbs, while *hiragana* symbols are used for the changing parts (notably endings). For example, the verb *iku* means "go," while *ikanai* means "not go." The stem is *i-*, and this is usually written with a *kanji*, while the variable endings *-ku* and *-kanai* are written in *hiragana*. *Hiragana* is also used to write particles, and other words where *kanji* are not appropriate. To all intents and purposes the two *kana* systems are not interchangeable, and are rarely mixed within a given word. The rule is: ***katakana* for non-Chinese loan words, *hiragana* and *kanji* for the rest.**

The student of Japanese should ideally aim to learn all the two thousand *kanji* in common use. They play a very practical role in graphically and distinctively conveying the meaning of a written statement, unlike a purely phonetic script, and thereby aid rapid understanding. And naturally, no one can expect to read unedited Japanese texts without a knowledge of *kanji*. However, learning the *kanji* is a time-consuming task. Many of them are structurally complex, and many have a wide range of meanings and pronunciations.

*Kana*, on the other hand, are much fewer in number, with only forty-six basic symbols in each of the two systems. They are simple to write, and, with very few exceptions, they have fixed pronunciations. If you don't know the *kanji* for a particular word, but know the pronunciation, you can just express that entire word in *kana* (*hiragana*, that is; remember that *katakana* is for non-Chinese foreign words). In other words, while not ideal, ***kana* (*hiragana*) can substitute for *kanji*.** This means that even beginners can express themselves in functional written Japanese with relatively little effort.



## The Origin of *Kana*

The word *kana* derives from *karina*, meaning "borrowed name," for the *kana* symbols are simplified forms of certain borrowed Chinese characters used for their sound (though, confusingly, the same characters lent their meaning in other contexts). The prefix *hira-* means "ordinary," with connotations of "informal" and "easy," and in this particular case "cursive." Thus *hiragana* means "ordinary (cursive) *kana*," and indeed *hiragana* has traditionally been the more commonly used of the two systems, and the more cursive. The *hiragana* symbols are simplifications of whole Chinese characters. For example, the *kana* あ (pronounced like the "a" in "car") derives from a cursive rendition of the character 安 (pronounced "an"). *Kata-* means "one side" or "partial," pointing to the fact that *katakana* symbols derive from one part of a Chinese character. For example, イ (pronounced like "ee" in "meet") is the left-hand part of the character 伊 (also pronounced "ee").

Both systems evolved around the end of the eighth century. In those early days *hiragana* was used mostly by women, while men preferred to use the more angular *katakana*. However, these associations have long since disappeared.

## The Basic Sounds Represented by *Kana*

*Kana* symbols basically represent syllables, and the *kana* systems are therefore syllabaries rather than alphabets. Generally the syllables are crisp and clear combinations of one consonant and one following vowel, or one vowel by itself. There is only one consonant that exists as a syllable and *kana* symbol in its own right, *n*.

The use of English letters to refer to Japanese sounds and symbols can produce a number of apparent irregularities. Among other things a combination of consonant and vowel in Japanese will not necessarily have the same pronunciation as in English. For example, while ふ is found in the *h* group (see the table that follows), its pronunciation is actually closer to the English sound "fu" than "hu." To facilitate pronunciation the romanization used in this book is a version of the Hepburn system, which transcribes ふ as *fu* rather than *hu*, but readers should appreciate that there is no direct equivalent in Japanese to an English "f." Similar cases of convenient but seemingly irregular romanization are found in the *s* group and *t* group. This may begin to seem complicated, but in fact correspondence in Japanese between *kana* spelling and pronunciation is much simpler than in the case of English and its alphabet. Attempts to express certain loan words in *katakana* can seem

awkward, but that is really a problem relating to the Japanization of non-Japanese words, rather than to the *kana* system itself.

Each of the two *kana* systems contains the same basic forty-six syllables, arranged in the same order. The basic syllabaries are as follows (combined for convenience, with the *kata-kana* written slightly smaller).

		VOWELS									
		a		i		u		e		o	
		あ	ア	い	イ	う	ウ	え	エ	お	オ
		a	a	i	i	u	u	e	e	o	o
CONSONANTS	k	か	カ	き	キ	く	ク	け	ケ	こ	コ
		ka	ka	ki	ki	ku	ku	ke	ke	ko	ko
	s	さ	サ	し	シ	す	ス	せ	セ	そ	ソ
		sa	sa	shi	shi	su	su	se	se	so	so
	t	た	タ	ち	チ	つ	ツ	て	テ	と	ト
		ta	ta	chi	chi	tsu	tsu	te	te	to	to
	n	な	ナ	に	ニ	ぬ	ヌ	ね	ネ	の	ノ
		na	na	ni	ni	nu	nu	ne	ne	no	no
	h	は	ハ	ひ	ヒ	ふ	フ	へ	ヘ	ほ	ホ
		ha	ha	hi	hi	fu	fu	he	he	ho	ho
m	ま	マ	み	ミ	む	ム	め	メ	も	モ	
	ma	ma	mi	mi	mu	mu	me	me	mo	mo	
y	や	ヤ			ゆ	ユ			よ	ヨ	
	ya	ya			yu	yu			yo	yo	
r	ら	ラ	り	リ	る	ル	れ	レ	ろ	ロ	
	ra	ra	ri	ri	ru	ru	re	re	ro	ro	
w	わ	ワ							を	ヲ	
	wa	wa							wo	wo	
ん	ン	n									
	n	n									

This order is known as the *gojūonjun*, meaning "the fifty sounds order." In fact, there are now only forty-six basic symbols (sounds) officially in use. *Yi*, *ye*, and *wu* do not exist. *Wi* (ゐ/ヰ) and *we* (ゑ/ヱ) were officially removed from the list in 1946 since the sounds were considered sufficiently close to *i* and *e* to be represented by the symbols for these. However, the symbols for *wi* and *we* are still encountered on rare occasions.

The *gojūonjun* is the standard order followed by dictionaries and other reference works. It

is therefore particularly important to remember it. To this end, the following mnemonic, which is a modified version of one taught by Professors Dunn and O'Neill of the University of London, may be helpful.

**Ah, kana signs! Take note how many you read well (n).**

The reader will have taken note of the fact that the first letters of these words follow the *gojūonjun* consonant headings. With apologies to mathematicians, even the syllable *n* (ん) is represented, by the mathematical symbol "n" indicating the utmost number (in this case 92, the sum of the two *kana* systems).

The syllable *n* (ん) is sometimes called the "independent n" but in fact it can never be used truly independently. Nor can it ever start a word. When working from romanization it is sometimes difficult to tell whether a non-initial *n* followed by a vowel is a syllable from the *n*-group, or whether it is *n* (ん) followed by an independent vowel. For example, *tani* could be either たに(valley) or たんい(unit). Context usually makes this clear. To avoid ambiguity some romanization systems use an apostrophe after the *n* that represents ん. Thus たんい can be romanized as *tan'i*. Note also that in romanization ん is sometimes written as *m* before a *p*, *b*, or *m*, as in *shimbun* for *shinbun* (newspaper). This practice is by no means universally followed (and is not followed in this book), but its existence does indicate one of the exceptional cases where the pronunciation of a *kana* symbol could be said to vary slightly according to context.

## **Additional Sounds Represented by *Kana***

In addition to the forty-six basic symbols, there are sixty-one classified modifications and combinations in each system, and a few further special combinations as well. This may sound alarming, but in fact it involves only a handful of new points to learn.

The first is the *dakuon*, meaning "voiced sound" or "hardened sound." Sounds starting with the unvoiced consonants *k*, *s*, *t*, and *h* are voiced as *g*, *z/j*, *d/z/j*, and *b* respectively if the diacritical marks ◌ are added to the upper right side of the basic *kana* symbol, as shown in the following table. (See also pp. 52~56.) The table also shows *handakuon*, meaning "half-voiced sound," which applies only to sounds starting with *h*. The addition of a small circle ◌ to the upper right side of the appropriate basic *kana* symbol changes the pronunciation from *h* to *p* (as opposed to changing it to *b* in the case of the full *dakuon* ).

VOWELS

		a		i		u		e		o	
CONSONANTS	g	が	か ga	ぎ	ギ gi	ぐ	グ gu	げ	ゲ ge	ご	ゴ go
	z/j	ざ	ザ za	じ	ジ ji	ず	ズ zu	ぜ	ゼ ze	ぞ	ゾ zo
	d/z/j	だ	ダ da	ち	チ chi	づ	ヅ zu	で	デ de	ど	ド do
	b	ば	バ ba	び	ビ bi	ぶ	ブ bu	べ	ベ be	ぼ	ボ bo
	p	ぱ	パ pa	ぴ	ピ pi	ぷ	プ pu	ぺ	ペ pe	ぽ	ポ po

はなぢ

*Ji* and *zu* are written じ and ず, except when they clearly derive from *chi* (ち) and *tsu* (つ) in compounds or repeated symbols. For example, *hanaji* (nosebleed, from *hana* [nose] and *chi* [blood]) is はなぢ, and *tsuzuku* (continue, from *tsutsuku* ) is つづく.

つづく

A combination of a consonant and *y-* is known as a *yōon*, meaning "contracted sound." Any of the seven basic consonants *k, s, t, n, h, m,* or *r,* or voiced or half-voiced consonants, can be used. The symbol that represents these consonants plus *i,* for example き (*ki*) or し (*shi*), is followed by a symbol from the *y-* group — either *ya, yu,* or *yo* as appropriate. This second symbol is written smaller, while the *i* sound is barely pronounced and is dropped in romanization. Thus *kyo* is expressed as きよ and *shu* (*syu* in some romanization systems) as しゅ. If the よ or ゆ of our examples were written the same size as the preceding symbols, then they would be treated as uncombined symbols and read *kiyo* or *shiyu* respectively. Full tables are given below. (See also pp. 59~62.)

	a		u		o	
ky	き <small>ゃ</small>	キ <small>ャ</small> kya	き <small>ゅ</small>	キ <small>ュ</small> kyu	き <small>ょ</small>	キ <small>ョ</small> kyo
sh	し <small>ゃ</small>	シ <small>ャ</small> sha	し <small>ゅ</small>	シ <small>ュ</small> shu	し <small>ょ</small>	シ <small>ョ</small> sho
ch	ち <small>ゃ</small>	チ <small>ャ</small> cha	ち <small>ゅ</small>	チ <small>ュ</small> chu	ち <small>ょ</small>	チ <small>ョ</small> cho
ny	に <small>ゃ</small>	ニ <small>ャ</small> nya	に <small>ゅ</small>	ニ <small>ュ</small> nyu	に <small>ょ</small>	ニ <small>ョ</small> nyo
hy	ひ <small>ゃ</small>	ヒ <small>ャ</small> hya	ひ <small>ゅ</small>	ヒ <small>ュ</small> hyu	ひ <small>ょ</small>	ヒ <small>ョ</small> hyo
my	み <small>ゃ</small>	ミ <small>ャ</small> mya	み <small>ゅ</small>	ミ <small>ュ</small> myu	み <small>ょ</small>	ミ <small>ョ</small> myo
ry	り <small>ゃ</small>	リ <small>ャ</small> rya	り <small>ゅ</small>	リ <small>ュ</small> ryu	り <small>ょ</small>	リ <small>ョ</small> ryo

	a		u		o	
gy	ぎ <small>ゃ</small>	ギ <small>ャ</small> gya	ぎ <small>ゅ</small>	ギ <small>ュ</small> gyu	ぎ <small>ょ</small>	ギ <small>ョ</small> gyo
j	じ <small>ゃ</small>	ジ <small>ャ</small> ja	じ <small>ゅ</small>	ジ <small>ュ</small> ju	じ <small>ょ</small>	ジ <small>ョ</small> jo
j	ぢ <small>ゃ</small>	ヂ <small>ャ</small> ja	ぢ <small>ゅ</small>	ヂ <small>ュ</small> ju	ぢ <small>ょ</small>	ヂ <small>ョ</small> jo
by	び <small>ゃ</small>	ビ <small>ャ</small> bya	び <small>ゅ</small>	ビ <small>ュ</small> byu	び <small>ょ</small>	ビ <small>ョ</small> byo
py	ぴ <small>ゃ</small>	ピ <small>ャ</small> pya	ぴ <small>ゅ</small>	ピ <small>ュ</small> pyu	ぴ <small>ょ</small>	ピ <small>ョ</small> pyo

Note that ぢ combinations rarely occur.

Some consonants — essentially *k*, *s*, *t*, and *p* — can be doubled by inserting a small *tsu* (っ or っ) in front of them. This combination is known as a *sokuon* (double consonant). Thus *gakki* (school term) is expressed as がっぎ. The little っ or っ is not pronounced as such, but the consonant that follows it is given, as it were, a double amount of time for its pronunciation. It is important to apply this extra time to the consonant only, and not to the following vowel. Thus the word in our example should be pronounced *gakki* and not *gakkii*. These double consonants can never begin a word. (See also pp. 57~58.)

Students commonly make the mistake of trying to write a double *n*, as in words like *annai* (guide), with a small っ. The correct way is to use ん to represent the first *n*. Thus *annai* should be written あんない.

The lengthening of vowels (including the vowel sound of syllables in which a consonant precedes the vowel) can also cause errors, especially in the case of the long *o*. In romanization long vowels are usually indicated (if at all) either by writing the vowel twice or by a macron, as in *uu* or *ū* for a long *u*. For loan words in *katakana*, a barlike symbol ー (or | with vertical script) is used. Thus *rabā* (rubber) is written ラバー. In *hiragana*, the vowels *a*, *i*, *u*, and *e* are doubled by simply writing あ, い, う, or え respectively after the preceding symbol. Thus *okāsan* (mother) is written おかあさん. (The doubling of *a* and *e* actually occurs infrequently in *hiragana*. What sounds like a long *e* is usually *e* followed by *i*, as in せんせい, *sensei* [teacher].) A long *o* can sometimes be formed by doubling in the same way as with other vowels, that is, by adding お', but it is more commonly formed by adding う (*u*). Thus *sō* (so, thus) is written そう. The long *o* that takes お' was once pronounced slightly differently from the long *o* that takes う, but that is no longer true, and it is necessary to learn each word with a long *o* sound case by case. Fortunately, there are only a few common words that require the addition of お' as opposed to う. These include *ōkii* (big, おおきい), *ōi* (many, おおい), *tōi* (far, とおい), *tō* (ten, とお), and *tōri* (way, road, とおり). Students should take particular care not to be misled by the common romanization practice of writing a long *o* as *oo*, when in *hiragana* it is usually お' (*o*) plus う (*u*).

Caution is also needed when transcribing from *kana* to romanization. Always check that an apparent long vowel really is a long vowel, and not two unlinked vowels. A typical case of the latter is a verb whose variable ending starts with the same vowel as the last vowel of the stem, or appears to combine with it to make a long *o*. For example, the verb そう, meaning "go with," should always be romanized as *sou* and not *sō* or *soo*. (By contrast, そう meaning "thus," being a genuine long vowel, is romanized as *sō* or *soo*.) Similarly, *suu* is the romanization for the verb すう (suck), rather than *sū*, and *kiite* is the way to romanize the suspensive きいて (listening), rather than *kīte*.

## Other Points to Note

There are three common cases where *kana* usage is distinctly irregular. They all involve particles, namely the topic particle *wa*, the object particle *o*, and the directional particle *e* (meaning "to"). These words are written は, を, and へ respectively, and not わ, お, and え as might be expected. The irregularities result from the failure of writing conventions to keep pace with pronunciation changes over the last century or so.


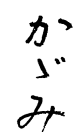
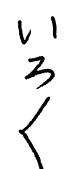

Certain further usages need to be noted with regard to *katakana* loan words only. These are relatively recent attempts to express non-Japanese words with greater accuracy, and tend to be an extension of the *yōon* principle (きょ etc.) seen earlier. That is, they combine two *kana* symbols, the first one lending only its consonant sound and this fact being indicated by the small size of the second symbol. For example, "f" sounds can be approximated by following *fu* (フ) with a small vowel. Thus *fa*, *fi*, *fe*, and *fo* are written as ファ, フィ, フェ, and フォ respectively. Similarly, "q" can be represented by *ku* (ク) plus a small vowel, as in クォーター (quarter). A German-style "z" (as in "Mozart") can be shown by *tsu* (ツ) plus a small vowel, i.e., モーツァルト (Mozart). "She" (as in "shepherd"), "che" (as in "check"), and the voiced version "je" are written as シェ, チェ and ジェ. Though not a consonant, *u* (ウ) is used in a similar type of combination, to produce "w" sounds. As mentioned earlier, the sounds *wi* and *we* are still occasionally found expressed by ウィ and ウェ respectively, but nowadays are usually written as ウィ and ウェ. Thus "whisky" (*uisukī*) is usually written as ウィスキー. Theoretically ヲ could be used for *wo*, but this has become so associated with the object particle *o* that ウォ is used instead. (*Wa*, however, is represented by ワ.) In similar fashion, *i* (イ) can be followed by a small エ to express "ye." Thus "Yemen" is イエメン. Remarkably, an extension of the use of ウ has seen diacritical marks added to it in order to express "v." Thus "Venus" is ヴィーナス. The English sounds "ty" or "ti" (as in "party") and their voiced equivalents "dy" and "di," which were once expressed rather unfaithfully by チ and シ respectively, are now written as ティ and ティ. Thus "party" is パーティー. The "tu" of "tuba" and the "du" of "duet" can be expressed by テュ and テュ, giving テューバ (tuba) and テュエット (duet), while the "Tou" of "Toulouse" can be shown by トゥ (a voiced version is also possible).

These combinations have very recently received official approval, particularly when used in proper nouns such as place names and personal names. However, there is also official recognition of established usage, such as of *b* for *v*. This means that in practice some words can be written in a number of ways. "Violin" can be either ヴァイオリン or バイオリン, for example. In cases where a certain usage has become particularly firmly entrenched in the Japanese language the old rendition is favored, such as ミルクセーキ (*mirukusēki*) for

"milkshake" (but note that "Shakespeare" is シェークスピア). At the same time, it is also possible to make up new combinations as appropriate, such as ニ (*ni*) plus a small エ (*e*) to express the *nye* sound of the Russian *nyet*. In short, the student should be prepared for a range of creative and sometimes inconsistent usages.

*Katakana* is very occasionally used for words other than loan words. For example, it can be used to emphasize or highlight words, such as entries in academic reference works, and is also used in telegrams and certain military and official documents. In such cases, when used for purely Japanese or Chinese-derived words, its conventions of usage are identical to those of *hiragana*. Long vowels, for instance, are formed by adding the appropriate vowel and not by a bar. Thus *gakkō* (school) is ガ<sup>ウ</sup>コ<sup>ウ</sup>, rather than ガ<sup>ウ</sup>コ<sup>ー</sup>.

A *kana* symbol can be repeated by the special symbol ヽ. This can also be used when the second symbol is a voiced version of the first, in which case it becomes ヽ. Where more than one syllable is repeated, in vertical script only, < (or < if the first of the repeated sounds is voiced) can be used, with the symbol covering two spaces. These repetition symbols are known collectively as *odoriji* (jump symbols). Students need to recognize them, but should only use them, if at all, with caution. They are not compulsory, and have a number of restrictions on their usage. For example, they cannot be used where the first symbol of one word is the same as the last symbol of the word that precedes it (as in *kuroi ishi* meaning "black stone"), or similarly in compound words where the first symbol of the second word coincides with the last symbol of the first word (as in *tama-matsuri* meaning "festival of the dead"), or where the first symbol of a variable word ending is the same as the last symbol of the word stem (as in *ki-kimasu* meaning "listen"). Some examples of correct usage:

			
<i>mimi</i>	<i>kagami</i>	<i>iroiro</i>	<i>samazama</i>
(ear)	(mirror)	(various)	(various)

Finally, students should learn the basic Japanese punctuation marks, known as *kutōten*. Full stops are written ○ (*maru*), and commas are written 、 (*ten*). Quotation marks (*kagi*), are written 「 」 in horizontal script and 〔 〕 in vertical script.

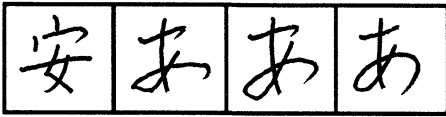
I

HIRAGANA

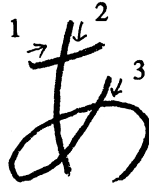





ORIGIN (AN 223)




STROKE ORDER



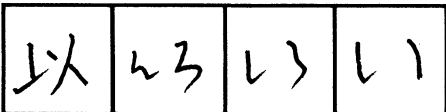
**a**

as "a" in "car," but shorter

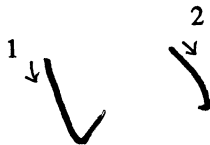
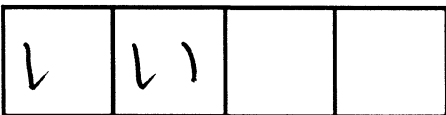
PRACTICE



ORIGIN (I 419)




STROKE ORDER




**i**

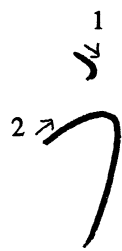
as "ee" in "meet," but shorter

PRACTICE

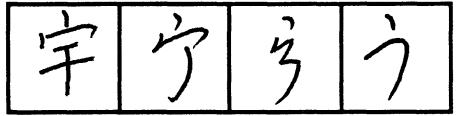


HIRAGANA

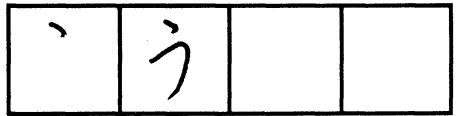

<p><b>u</b></p>
<p>as "u" in "hula," but shorter</p>




ORIGIN (U 811)





STROKE ORDER



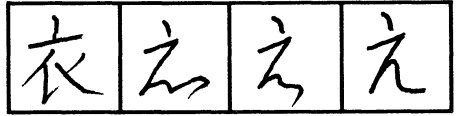
PRACTICE

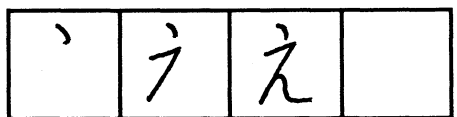

<p><b>e</b></p>
<p>as "e" in "get"</p>




ORIGIN (E/I 420)



STROKE ORDER



PRACTICE

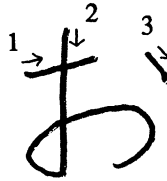
									

ORIGIN (O)

於	お	お	お
---	---	---	---

STROKE ORDER

一	あ	お	
---	---	---	--



お

o

as "o" in "or," but shorter

PRACTICE

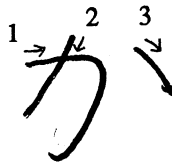
お									

ORIGIN (KA 431)

加	か	か	か
---	---	---	---

STROKE ORDER

フ	カ	か	
---	---	---	--



か

ka

as "ca" in "car," but shorter

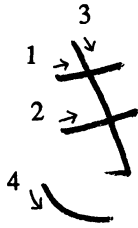
PRACTICE

か									

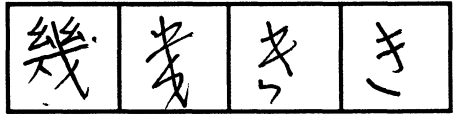


**ki**

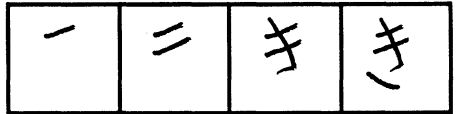
as "ki" in "keep,"  
but shorter




ORIGIN (KI 1129)



STROKE ORDER



PRACTICE

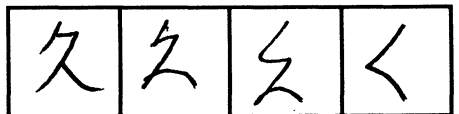



**ku**

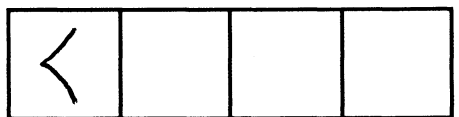
as "Ku" in "Kuwait,"  
but shorter



ORIGIN (KU 647)

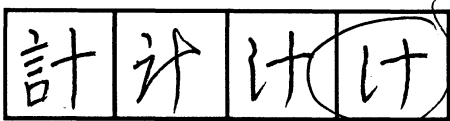


STROKE ORDER

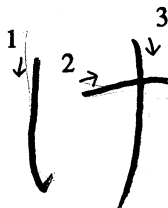
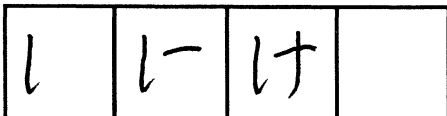


PRACTICE


ORIGIN (KEI 105)




STROKE ORDER



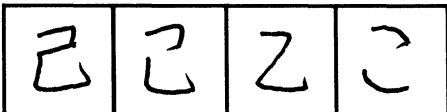
ke

as "ke" in "keg"

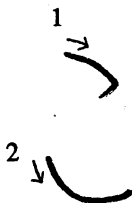
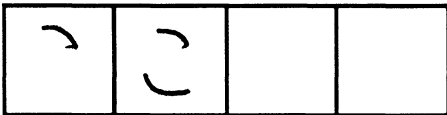
PRACTICE



ORIGIN (KO 855)




STROKE ORDER



ko

as "co" in "core,"  
but shorter

PRACTICE



## MINI REVIEW あ - こ / A - KO

*ai*

love

あ	い	あい	あい	あい	い										
---	---	----	----	----	---	--	--	--	--	--	--	--	--	--	--

*ue*

above, top

う	え	うえ	うえ												
---	---	----	----	--	--	--	--	--	--	--	--	--	--	--	--

*oka*

hill

お	か	おか	おか	おか											
---	---	----	----	----	--	--	--	--	--	--	--	--	--	--	--

*kiku*

hear, ask; chrysanthemum

き	く	きく	きく												
---	---	----	----	--	--	--	--	--	--	--	--	--	--	--	--

*koke*

moss

こ	け	こけ	こけ	こけ											
---	---	----	----	----	--	--	--	--	--	--	--	--	--	--	--

*ike*

pond

い	け	いけ	いけ												
---	---	----	----	--	--	--	--	--	--	--	--	--	--	--	--

*kau*

buy

か	う	かう	かう												
---	---	----	----	--	--	--	--	--	--	--	--	--	--	--	--

*eki*

station

え	き	えき	えき	えき											
---	---	----	----	----	--	--	--	--	--	--	--	--	--	--	--

*iku*

go

い	く	いく	いく												
---	---	----	----	--	--	--	--	--	--	--	--	--	--	--	--

*koko*

here

こ	こ	ここ	ここ												
---	---	----	----	--	--	--	--	--	--	--	--	--	--	--	--

*au*

meet

あ	う	あう	あう												
---	---	----	----	--	--	--	--	--	--	--	--	--	--	--	--

あか Red  
あか

*koe*

voice

こ	え								
---	---	--	--	--	--	--	--	--	--

*kaku*

write

か	く								
---	---	--	--	--	--	--	--	--	--

*oke*

wooden bucket

お	け								
---	---	--	--	--	--	--	--	--	--

*kao*

face, honor

か	お								
---	---	--	--	--	--	--	--	--	--

*ie*

house, extended family

い	え								
---	---	--	--	--	--	--	--	--	--

*aki*

autumn

あ	き								
---	---	--	--	--	--	--	--	--	--

*iu*

say

い	う								
---	---	--	--	--	--	--	--	--	--

*akai*

red

あ	か	い							
---	---	---	--	--	--	--	--	--	--

*aoi*

blue

あ	お	い							
---	---	---	--	--	--	--	--	--	--

*kioku*

memory

き	お	く							
---	---	---	--	--	--	--	--	--	--


*ekaki*

painter

え	か	き							
---	---	---	--	--	--	--	--	--	--

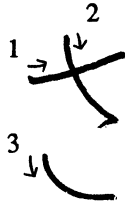


HIRAGANA



**sa**

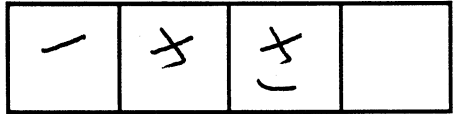
as "sa" in "sarcasm,"  
but shorter




ORIGIN (SA 22)



STROKE ORDER



PRACTICE





**shi**

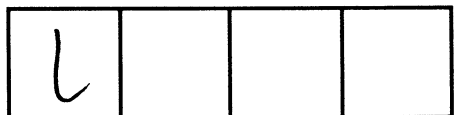
as "shee" in "sheep,"  
but shorter



ORIGIN (SHI, part of 1335)




STROKE ORDER

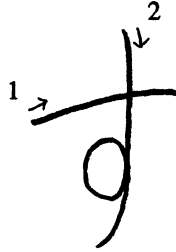
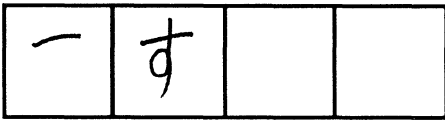


PRACTICE


ORIGIN (SUN 909)




STROKE ORDER




**SU**

as "Su" in "Susan,"  
but shorter

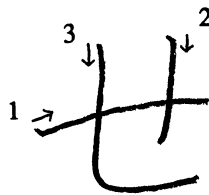
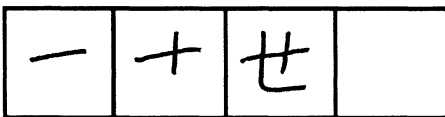
PRACTICE



ORIGIN (SE 327)



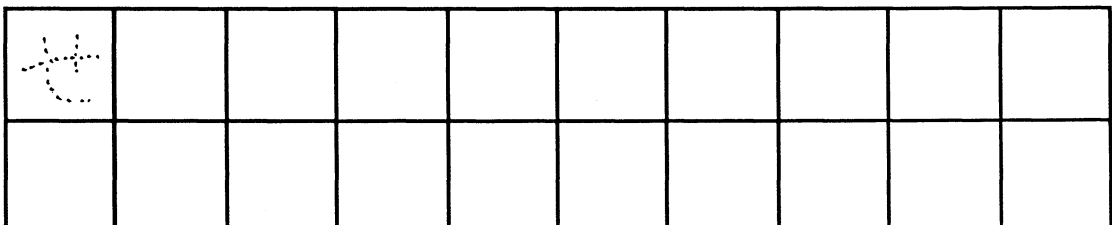
STROKE ORDER



**se**

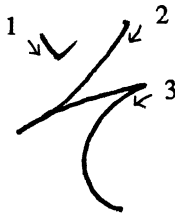
as "se" in "set"

PRACTICE

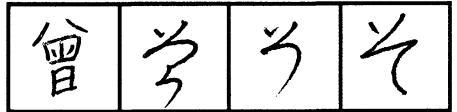


**SO**

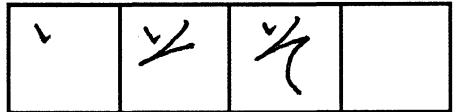
as "so" in "sore,"  
but shorter



ORIGIN (SO, part of ZŌ 741)



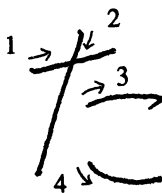
STROKE ORDER




PRACTICE


**ta**


as "ta" in "tar," but  
shorter



ORIGIN (TA 164)



STROKE ORDER



PRACTICE


ORIGIN (CHI 169)

知	ち	ち	ち
---	---	---	---

STROKE ORDER

一	ち		
---	---	--	--



**chi**

as "chee" in "cheek,"  
but shorter

PRACTICE

ち									

ORIGIN (SU 304)

州	す	す	す
---	---	---	---

STROKE ORDER

す			
---	--	--	--







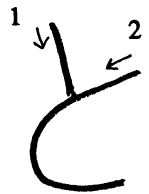

**tsu**

as "tsu" in "tsunami"

PRACTICE

す									

		<p>ORIGIN (TEN 58)</p> <table border="1" style="width: 100%; text-align: center;"> <tr> <td>天</td> <td>云</td> <td>て</td> <td>て</td> </tr> </table>	天	云	て	て	<p>STROKE ORDER</p> <table border="1" style="width: 100%; text-align: center;"> <tr> <td>て</td> <td></td> <td></td> <td></td> </tr> </table>	て			
天	云	て	て								
て											
<p><b>te</b></p>											
<p>as "te" in "ten"</p>											
<p>PRACTICE</p>											
											

		<p>ORIGIN (TO-maru 129)</p> <table border="1" style="width: 100%; text-align: center;"> <tr> <td>止</td> <td>止</td> <td>と</td> <td>と</td> </tr> </table>	止	止	と	と	<p>STROKE ORDER</p> <table border="1" style="width: 100%; text-align: center;"> <tr> <td>丨</td> <td>と</td> <td></td> <td></td> </tr> </table>	丨	と		
止	止	と	と								
丨	と										
<p><b>to</b></p>											
<p>as "to" in "tore," but shorter</p>											
<p>PRACTICE</p>											
											

## MINI REVIEW さ — と / SA — TO

*sushi*

sushi

すし

*tsuchi*

soil

つち

*soto*

outside

そと

*sake*

saké; salmon

さけ

*tetsu*

iron, steel

てつ

*seki*

seat; cough

せき

*tatsu*

stand, leave; dragon

たつ

*tochi*

land

とち

*uta*

song, poem

うた

*koto*

thing; Japanese harp

こと

*suso*

hem

すそ

*tai*

sea bream

たい

*teki*

enemy

てき

*shichi*

seven

しち

*ase*

sweat

あせ

*sasu*

thrust; indicate

さす

*uso*

untruth

うそ

*kisetsu*

season

きせつ

*ashita*

tomorrow

あした

*satoi*

clever, sharp (of senses)

さとい

*sekitei*

rock garden (Japanese style)

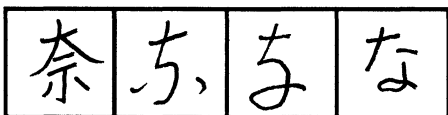
せきてい

*chikatetsu*

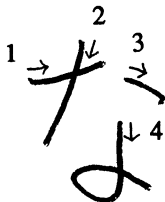
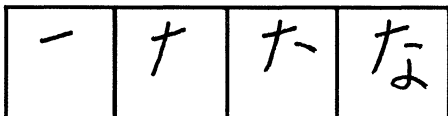
subway

ちかてつ

ORIGIN (NA)



STROKE ORDER



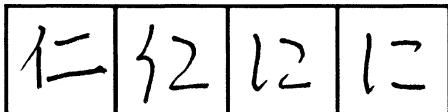
na

as "na" in "narcotic,"  
but shorter

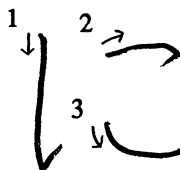
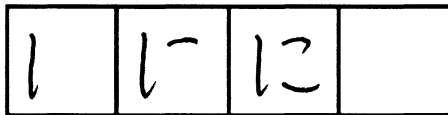
PRACTICE

な									

ORIGIN (NI 906)



STROKE ORDER






ni




as "nea" in "neat,"  
but shorter

PRACTICE

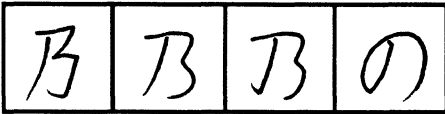
に									



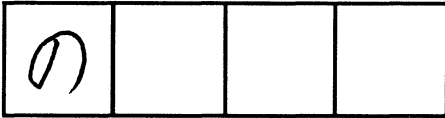
		<p>ORIGIN (NU/DO 1638)</p> <table border="1" style="width: 100%; text-align: center;"> <tr> <td>奴</td> <td>奴</td> <td>ぬ</td> <td>ぬ</td> </tr> </table>	奴	奴	ぬ	ぬ	<p>STROKE ORDER</p> <table border="1" style="width: 100%; text-align: center;"> <tr> <td>1</td> <td>ぬ</td> <td></td> <td></td> </tr> </table>	1	ぬ		
奴	奴	ぬ	ぬ								
1	ぬ										
<p><b>nu</b></p>											
<p>as "noo" in "noon," but shorter</p>											
<p>PRACTICE</p>											
											

		<p>ORIGIN (NE)</p> <table border="1" style="width: 100%; text-align: center;"> <tr> <td>禰</td> <td>祢</td> <td>ね</td> <td>ね</td> </tr> </table>	禰	祢	ね	ね	<p>STROKE ORDER</p> <table border="1" style="width: 100%; text-align: center;"> <tr> <td>1</td> <td>ね</td> <td></td> <td></td> </tr> </table>	1	ね		
禰	祢	ね	ね								
1	ね										
<p><b>ne</b></p>											
<p>as "ne" in "net"</p>											
<p>PRACTICE</p>											
											

ORIGIN (NO/NAI)



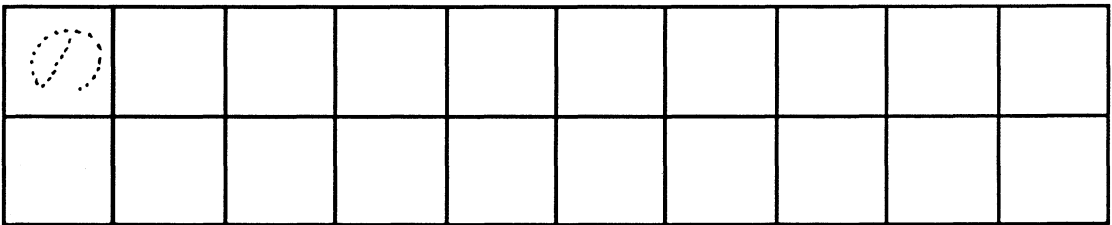
STROKE ORDER



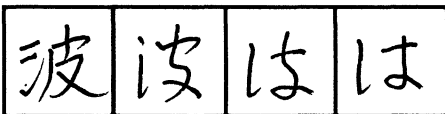
no

as "no" in "north,"  
but shorter

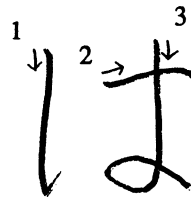
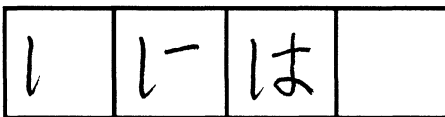
PRACTICE



ORIGIN (HA 367)



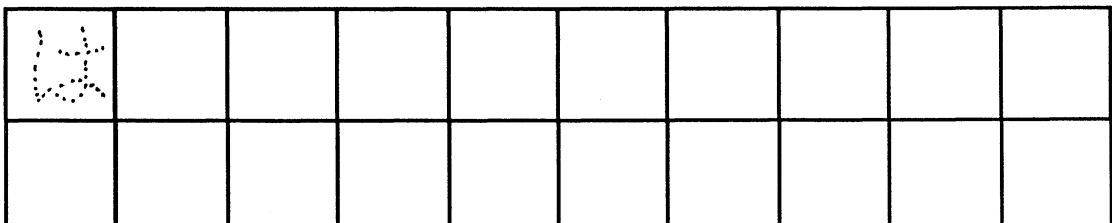
STROKE ORDER


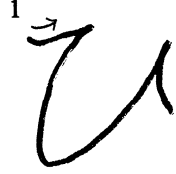



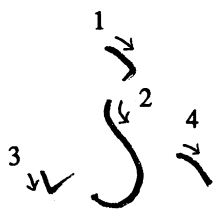
ha

as "ha" in "harm,"  
but shorter

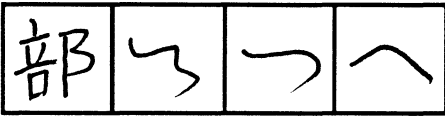
PRACTICE



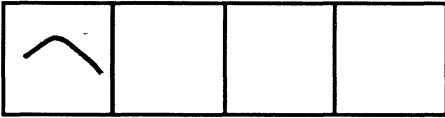
		<p>ORIGIN (HI 771)</p> <table border="1" style="width: 100%; text-align: center;"> <tr> <td>比</td> <td>比</td> <td>比</td> <td>ひ</td> </tr> </table>	比	比	比	ひ	<p>STROKE ORDER</p> <table border="1" style="width: 100%; text-align: center;"> <tr> <td>ひ</td> <td></td> <td></td> <td></td> </tr> </table>	ひ															
比	比	比	ひ																				
ひ																							
<p><b>hi</b></p>																							
<p>as "hea" in "heat," but shorter</p>																							
<p>PRACTICE</p> <table border="1" style="width: 100%; height: 100px;"> <tr> <td style="text-align: center; vertical-align: middle;">ひ</td> <td></td> <td></td> <td></td> <td></td> <td></td> <td></td> <td></td> <td></td> <td></td> </tr> <tr> <td></td> <td></td> <td></td> <td></td> <td></td> <td></td> <td></td> <td></td> <td></td> <td></td> </tr> </table>				ひ																			
ひ																							

		<p>ORIGIN (FU 572)</p> <table border="1" style="width: 100%; text-align: center;"> <tr> <td>不</td> <td>ふ</td> <td>ふ</td> <td>ふ</td> </tr> </table>	不	ふ	ふ	ふ	<p>STROKE ORDER</p> <table border="1" style="width: 100%; text-align: center;"> <tr> <td>フ</td> <td>ふ</td> <td>ふ</td> <td>ふ</td> </tr> </table>	フ	ふ	ふ	ふ												
不	ふ	ふ	ふ																				
フ	ふ	ふ	ふ																				
<p><b>fu</b></p>																							
<p>as "foo" in "fool," but with softer "f"</p>																							
<p>PRACTICE</p> <table border="1" style="width: 100%; height: 100px;"> <tr> <td style="text-align: center; vertical-align: middle;">ふ</td> <td></td> <td></td> <td></td> <td></td> <td></td> <td></td> <td></td> <td></td> <td></td> </tr> <tr> <td></td> <td></td> <td></td> <td></td> <td></td> <td></td> <td></td> <td></td> <td></td> <td></td> </tr> </table>				ふ																			
ふ																							

ORIGIN (HE/BU 384)




STROKE ORDER




he

as "he" in "hen"

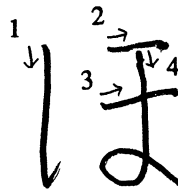
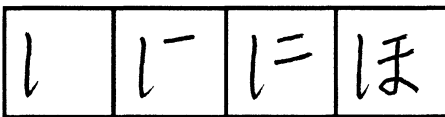
PRACTICE



ORIGIN (HO 787)



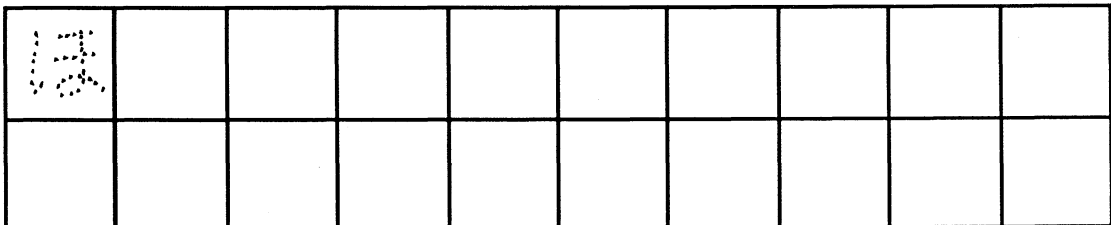
STROKE ORDER



ho

as "ho" in "horn,"  
but shorter

PRACTICE



## MINI REVIEW な—ほ / NA — HO

*nani*

what

な	に								
---	---	--	--	--	--	--	--	--	--

*hone*

bone

ほ	ね								
---	---	--	--	--	--	--	--	--	--

*nuno*

cloth

ぬ	の								
---	---	--	--	--	--	--	--	--	--

*hifu*

skin

ひ	ふ								
---	---	--	--	--	--	--	--	--	--

*heta*

clumsy

へ	た								
---	---	--	--	--	--	--	--	--	--

*hana*

flower, blossom; nose

は	な								
---	---	--	--	--	--	--	--	--	--

*fune*

boat

ふ	ね								
---	---	--	--	--	--	--	--	--	--

*kani*

crab

か	に								
---	---	--	--	--	--	--	--	--	--

*hina*

doll, fledgling

ひ	な								
---	---	--	--	--	--	--	--	--	--

*hashi*

chopsticks; bridge; edge

は	し								
---	---	--	--	--	--	--	--	--	--

*kinu*

silk

き	ぬ								
---	---	--	--	--	--	--	--	--	--

*hoshi*

star

ほし

*hito*

person

ひと

*noki*

eaves

のき

*nishi*

west

にし

*haiku*

haiku

はいく

*katana*

curved sword

かたな

*netsuke*

carved figurine

ねつけ

*tanuki*

raccoon dog

たぬき

*seifu*

government

せいふ

*inoshishi*


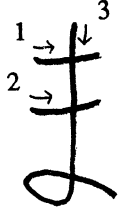

wild boar


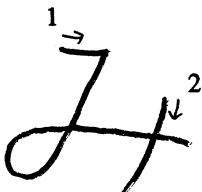

いのしし

*heisotsu*

soldier

へいそつ

		<p>ORIGIN (MATSU 587)</p> <table border="1" style="width: 100%; text-align: center;"> <tr> <td>末</td> <td>末</td> <td>ま</td> <td>ま</td> </tr> </table>	末	末	ま	ま	<p>STROKE ORDER</p> <table border="1" style="width: 100%; text-align: center;"> <tr> <td>一</td> <td>=</td> <td>ま</td> <td></td> </tr> </table>	一	=	ま	
末	末	ま	ま								
一	=	ま									
<p><b>ma</b></p>											
<p>as "ma" in "mark," but shorter</p>											
<p>PRACTICE</p>											
											

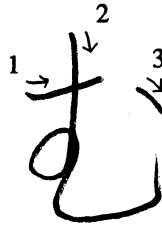
		<p>ORIGIN (BI 376)</p> <table border="1" style="width: 100%; text-align: center;"> <tr> <td>美</td> <td>美</td> <td>み</td> <td>み</td> </tr> </table>	美	美	み	み	<p>STROKE ORDER</p> <table border="1" style="width: 100%; text-align: center;"> <tr> <td>み</td> <td>み</td> <td></td> <td></td> </tr> </table>	み	み		
美	美	み	み								
み	み										
<p><b>mi</b></p>											
<p>as "mea" in "meat," but shorter</p>											
<p>PRACTICE</p>											
											

ORIGIN (MU 781)

武	𠂔	む	む
---	---	---	---

STROKE ORDER

一	む	む	
---	---	---	--



**mu**

as "moo" in "moon,"  
but shorter


PRACTICE


ORIGIN (ME 35)

女	𠂔	め	め
---	---	---	---

STROKE ORDER

丨	め		
---	---	--	--



**me**

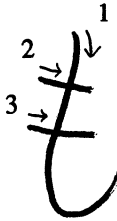
as "me" in "met"

PRACTICE

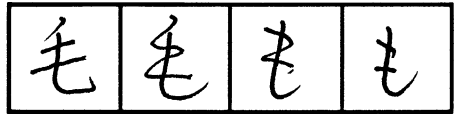



**mo**

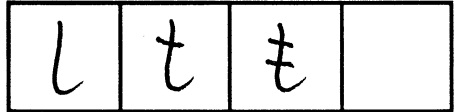
as "mo" in "more,"  
but shorter



ORIGIN (MŌ 210)




STROKE ORDER




PRACTICE


**ya**


as "ya" in "yard,"  
but shorter



ORIGIN (YA, part of CHI 167)

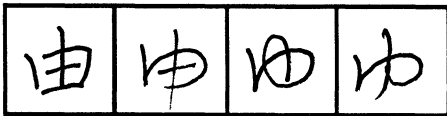


STROKE ORDER


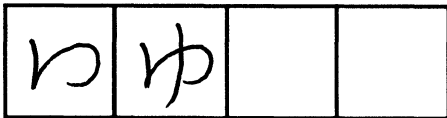


PRACTICE


ORIGIN (YU 399)



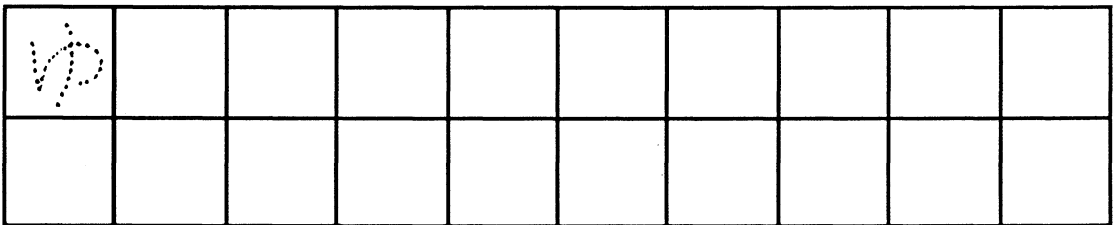
STROKE ORDER




yu

as "you" in "youth,"  
but shorter


PRACTICE



ORIGIN (YO 1873)



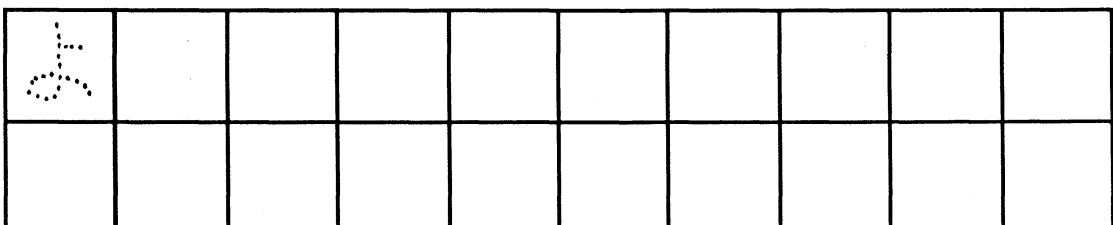
STROKE ORDER



yo

as "Yo" in "York,"  
but shorter

PRACTICE



## MINI REVIEW ま — よ / MA — YO

*yama*

mountain, hill

や	ま								
---	---	--	--	--	--	--	--	--	--

*yume*

dream

ゆ	め								
---	---	--	--	--	--	--	--	--	--

*yomu*

read

よ	む								
---	---	--	--	--	--	--	--	--	--

*momo*

peach

も	も								
---	---	--	--	--	--	--	--	--	--

*miya*

shrine

み	や								
---	---	--	--	--	--	--	--	--	--

*kome*

uncooked rice

こ	め								
---	---	--	--	--	--	--	--	--	--

*tsuyu*

dew

つ	ゆ								
---	---	--	--	--	--	--	--	--	--

*mushi*

insect

む	し								
---	---	--	--	--	--	--	--	--	--

*matsu*

pine; wait

ま	つ								
---	---	--	--	--	--	--	--	--	--

*ume*

Japanese plum

う	め								
---	---	--	--	--	--	--	--	--	--

*mune*

chest, breast

む	ね								
---	---	--	--	--	--	--	--	--	--

*kimono*

kimono, clothing

きもの

*sashimi*

sliced raw fish

さしみ

*Yamato*

old name for Japan

やまと

*yukata*

cotton kimono

ゆかた

*sumie*

India-ink drawing

すみえ

*emaki*

picture scroll

えまき

*hanami*

blossom viewing

はなみ

*mikoshi*

portable shrine

みこし

*ukiyoe*

woodblock print

うきよえ

*setomono*


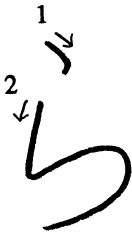
porcelain


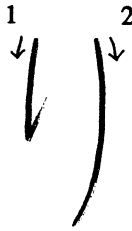
せともの

*sukiyaki*

sukiyaki

すき焼き

		<p>ORIGIN (RA/RYŌ 598)</p> <table border="1" style="width: 100%; text-align: center;"> <tr> <td>良</td> <td>ら</td> <td>ら</td> <td>ら</td> </tr> </table>	良	ら	ら	ら	<p>STROKE ORDER</p> <table border="1" style="width: 100%; text-align: center;"> <tr> <td>ら</td> <td></td> <td></td> <td></td> </tr> </table>	ら															
良	ら	ら	ら																				
ら																							
<p><b>ra</b></p>																							
<p>as "ra" in "mirage," but shorter</p>																							
<p>PRACTICE</p>																							
<table border="1" style="width: 100%; height: 100px;"> <tr> <td style="text-align: center; vertical-align: middle;">ら</td> <td></td> <td></td> <td></td> <td></td> <td></td> <td></td> <td></td> <td></td> <td></td> </tr> <tr> <td></td> <td></td> <td></td> <td></td> <td></td> <td></td> <td></td> <td></td> <td></td> <td></td> </tr> </table>				ら																			
ら																							

		<p>ORIGIN (RI 596)</p> <table border="1" style="width: 100%; text-align: center;"> <tr> <td>利</td> <td>り</td> <td>り</td> <td>り</td> </tr> </table>	利	り	り	り	<p>STROKE ORDER</p> <table border="1" style="width: 100%; text-align: center;"> <tr> <td>り</td> <td></td> <td></td> <td></td> </tr> </table>	り															
利	り	り	り																				
り																							
<p><b>ri</b></p>																							
<p>as "ree" in "reek," but shorter</p>																							
<p>PRACTICE</p>																							
<table border="1" style="width: 100%; height: 100px;"> <tr> <td style="text-align: center; vertical-align: middle;">り</td> <td></td> <td></td> <td></td> <td></td> <td></td> <td></td> <td></td> <td></td> <td></td> </tr> <tr> <td></td> <td></td> <td></td> <td></td> <td></td> <td></td> <td></td> <td></td> <td></td> <td></td> </tr> </table>				り																			
り																							

ORIGIN (RU 805)

留	留	る	る
---	---	---	---

STROKE ORDER

る			
---	--	--	--

**ru**as "ru" in "rule,"  
but shorter

PRACTICE

る									

ORIGIN (REI 413)

礼	礼	れ	れ
---	---	---	---

STROKE ORDER

レ	れ		
---	---	--	--

**re**

as "re" in "red"

PRACTICE

れ									

HIRAGANA

**ro**

as "ro" in "roar,"  
but shorter

ORIGIN (RO 256)

呂	ろ	ろ	ろ
---	---	---	---

STROKE ORDER

ろ			
---	--	--	--

PRACTICE

ろ									

**wa**

as "wa" in "watt"

ORIGIN (WA 416)

和	わ	わ	わ
---	---	---	---

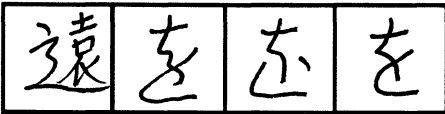
STROKE ORDER

わ			
---	--	--	--

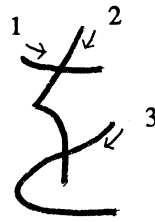
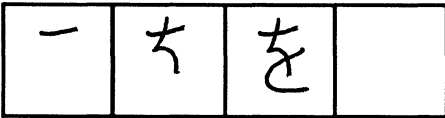
PRACTICE

わ									

ORIGIN (ON/EN 79)




STROKE ORDER



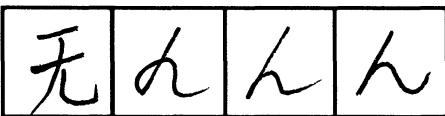
wo

as "o" in "or," but shorter

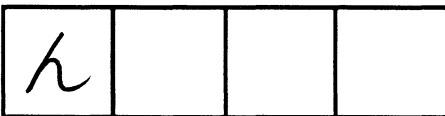
PRACTICE



ORIGIN (MU)




STROKE ORDER



n

as "n" in "sin"

PRACTICE





## MINI REVIEW ら - ん / RA - N

*wan*

bowl; bay

わん わん

*tera*

temple

てら てら

*tsuru*

crane; to fish

つる つる

*kore*

this

これ これ

*furo*

bath

ふろ ふろ

*nori*

edible seaweed; paste

のり のり

*haru*

spring; to stretch

はる はる

*rei*

politeness; soul; example

れい れい

*shiro*

castle; white

しろ しろ

*Nihon*

Japan

にほん にほん

*sakura*

cherry blossom

さくら さくら

*uchiwa*

round fan

う	ち	わ	う	ち	わ						
---	---	---	---	---	---	--	--	--	--	--	--

*matsuri*

festival

ま	つ	り	ま	つ	り						
---	---	---	---	---	---	--	--	--	--	--	--

*hotaru*

firefly

ほ	た	る	ほ	た	る						
---	---	---	---	---	---	--	--	--	--	--	--

*futon*

futon

ふ	と	ん	ふ	と	ん						
---	---	---	---	---	---	--	--	--	--	--	--

*rekishi*

history

れ	き	し	れ	き	し						
---	---	---	---	---	---	--	--	--	--	--	--

re ki shi

*wafuku*

Japanese clothing

わ	ふ	く	わ	ふ	く						
---	---	---	---	---	---	--	--	--	--	--	--

*iron*

theory

り	ろ	ん	り	ろ	ん						
---	---	---	---	---	---	--	--	--	--	--	--

*furoshiki*

cloth wrapper for parcels

ふ	ろ	し	き	ふ	ろ	し	き				
---	---	---	---	---	---	---	---	--	--	--	--

*harakiri*

harakiri

は	ら	き	り	は	ら	き	り				
---	---	---	---	---	---	---	---	--	--	--	--

*Hinomaru* Rising Sun Flag

ひ	の	ま	る				
---	---	---	---	--	--	--	--

*samurai*

samurai

さ	む	ら	い				
---	---	---	---	--	--	--	--

## VOICED AND HALF-VOICED SOUNDS

*ga* as "ga" in "garden" but shorter

が	が																		
---	---	--	--	--	--	--	--	--	--	--	--	--	--	--	--	--	--	--	--

*gi* as "gee" in "geese" but shorter

ぎ	ぎ																		
---	---	--	--	--	--	--	--	--	--	--	--	--	--	--	--	--	--	--	--

*gu* as "goo" in "goose" but shorter

ぐ	ぐ																		
---	---	--	--	--	--	--	--	--	--	--	--	--	--	--	--	--	--	--	--

*ge* as "ge" in "get"

げ	げ																		
---	---	--	--	--	--	--	--	--	--	--	--	--	--	--	--	--	--	--	--

*go* as "go" in "gore" but shorter

ご	ご																		
---	---	--	--	--	--	--	--	--	--	--	--	--	--	--	--	--	--	--	--

*za* as "za" in "bizarre" but shorter

ざ	ざ																		
---	---	--	--	--	--	--	--	--	--	--	--	--	--	--	--	--	--	--	--

*ji* as "jee" in "jeep" but shorter

じ	じ																		
---	---	--	--	--	--	--	--	--	--	--	--	--	--	--	--	--	--	--	--

*zu* as "zoo" but shorter

ず	ず																		
---	---	--	--	--	--	--	--	--	--	--	--	--	--	--	--	--	--	--	--

*ze* as "ze" in "zest"

ぜ	ぜ																		
---	---	--	--	--	--	--	--	--	--	--	--	--	--	--	--	--	--	--	--

*zo* as "zo" in "Azores" but shorter

ぞ	ぞ																		
---	---	--	--	--	--	--	--	--	--	--	--	--	--	--	--	--	--	--	--

*da* as "da" in "dark" but shorter

だ	だ													
---	---	--	--	--	--	--	--	--	--	--	--	--	--	--

*ji* as "jee" in "jeep" but shorter

ぢ	ぢ													
---	---	--	--	--	--	--	--	--	--	--	--	--	--	--

*zu* as "zoo" but shorter

づ	づ													
---	---	--	--	--	--	--	--	--	--	--	--	--	--	--

*de* as "de" in "desk"

で	で													
---	---	--	--	--	--	--	--	--	--	--	--	--	--	--

*do* as "doo" in "door" but shorter

ど	ど													
---	---	--	--	--	--	--	--	--	--	--	--	--	--	--

*ba* as "ba" in "bark" but shorter    *pa* as "pa" in "park" but shorter

ば	ば					ぱ								
---	---	--	--	--	--	---	--	--	--	--	--	--	--	--

*bi* as "bea" in "beak" but shorter    *pi* as "pea" in "peak" but shorter

び	び					ぴ								
---	---	--	--	--	--	---	--	--	--	--	--	--	--	--

*bu* as "boo" in "boot" but shorter    *pu* as "poo" in "pool" but shorter

ぶ	ぶ					ぷ								
---	---	--	--	--	--	---	--	--	--	--	--	--	--	--

*be* as "be" in "beg"

*pe* as "pe" in "peg"

べ	べ					ぺ								
---	---	--	--	--	--	---	--	--	--	--	--	--	--	--

*bo* as "bo" in "bore" but shorter    *po* as "po" in "pork" but shorter

ぼ	ぼ					ぽ								
---	---	--	--	--	--	---	--	--	--	--	--	--	--	--

## REVIEW OF VOICED AND HALF-VOICED SOUNDS

*obi*

waist sash for kimono

おび おび

*fude*

writing brush

ふで ふで

*Zen*

Zen

ぜん ぜん

*soba*

buckwheat noodles; side

そば そば

*biwa*

lute; loquat

びわ びわ

*geta*

wooden clogs

げた げた

*Obon*

Buddhist festival

おぼん おぼん

*Kabuki*

Kabuki drama かつぎ

かぶき かぶき

*ojigi*

bow (head)

おじぎ おじぎ

*sanpo*

walk, stroll

さんぽ さんぽ

*monpe*

old-style work pants

もんぺ

*keigo*

polite language

けいご

*mikado*

old word for emperor

みかど

*manga*

cartoon

まんが

*mikuji*

written oracle

みくじ

*yakuza*

gangster

やくざ

*nigiri*

rice ball

にぎり

*tengu*

long-nosed goblin

てんぐ

*hanaji*

nosebleed

はなぢ

*mizuwari*

whisky and water

みずわり

*zonjiru*

know, believe

ぞんじる

*daibutsu*

large statue of Buddha

だいぶつ

*kamikaze* kamikaze

かみかせ

*origami* origami

おりがみ

*senpai* senior

せんぱい

*bonsai* bonsai

ぼんさい

*ikebana* ikebana

いけばな

*enpitsu* pencil

えんぴつ

*yokozuna* sumo grand champion

よこづな

*tempura* tempura

てんぷら

*senbei* rice cracker

せんべい

*hanafuda* flower cards (game)

はなふだ

*Fujisan* Mt. Fuji

ふじさん

## REVIEW OF DOUBLE VOWELS AND CONSONANTS

*ā (aa)*

like that; Oh!

あ あ

*ī*

good

い い

*ē (ee)*

yes

え え

*kū*

sky, void, nothingness

く う

*kuu*

eat

く う

*tō*

ten

と お

*tō*

tower, pagoda

と う

*tuu*

ask

と う

*kappa*

mythical creature

か っ ぱ

*shikki*

lacquerware

し っ き

*sumō*

sumo

す も う



*zōri*

sandals

ぞうり

*sūji*

numeral

すうじ

*yūgen*

tranquil beauty

ゆうげん

*gakkō*

school

がっこう

*kōyō*

red leaves

こうよう

*ōkii*

big

おおきい

*kendō*

kendo

けんどう

*jingū*

shrine

じんぐう

*fūrin*

wind chime

ふうりん

*shintō*

Shinto

しんとう

*kūkō*

airport

くうこう

## COMBINED SOUNDS KYA—RYO / きや—りよ

*kya*

き	や		

*kyu*

き	ゆ		

*kyo*

き	よ		

*sha*

し	や		

*shu*

し	ゆ		

*sho*

し	よ		

*cha*

ち	や		

*chu*

ち	ゆ		

*cho*

ち	よ		

*nya*

に	や		

*nyu*

に	ゆ		

*nyo*

に	よ		

*hya*

ひ	や		

*hyu*

ひ	ゆ		

*hyo*

ひ	よ		

*mya*

み	や		

*myu*

み	ゆ		

*myo*

み	よ		

*rya*

り	や		

*ryu*

り	ゆ		

*ryo*

り	よ		

## VOICED COMBINED SOUNDS GYA—BYO / ぎゃ—びょ

*gya*

ぎ	ゃ		

*gyu*

ぎ	ゅ		

*gyo*

ぎ	ょ		

*ja*

じ	ゃ		

*ju*

じ	ゅ		

*jo*

じ	ょ		

*cha*

ち	ゃ		

*chu*

ち	ゅ		

*cho*

ち	ょ		

*bya*

び	ゃ		

*byu*

び	ゅ		

*byo*

び	ょ		

## HALF-VOICED COMBINED SOUNDS PYA—PYO / ぴゃ—ぴょ

*pya*

ぴ	ゃ		

*pyu*

ぴ	ゅ		

*pyo*

ぴ	ょ		

## REVIEW OF COMBINED SOUNDS

*kyaku*

guest, visitor

き	ゃ	く													
---	---	---	--	--	--	--	--	--	--	--	--	--	--	--	--

*shōji*

sliding screen

し	ょ	う	じ												
---	---	---	---	--	--	--	--	--	--	--	--	--	--	--	--

*byōbu*

folding screen

び	ょ	う	ぶ												
---	---	---	---	--	--	--	--	--	--	--	--	--	--	--	--

*jinja*

shrine

じ	ん	じ	ゃ												
---	---	---	---	--	--	--	--	--	--	--	--	--	--	--	--

*chanoyu*

tea ceremony

ち	ゃ	の	ゆ												
---	---	---	---	--	--	--	--	--	--	--	--	--	--	--	--

*geisha*

geisha

げ	い	し	ゃ												
---	---	---	---	--	--	--	--	--	--	--	--	--	--	--	--

*shodō*

calligraphy

し	ょ	ど	う												
---	---	---	---	--	--	--	--	--	--	--	--	--	--	--	--

*yakyū*

baseball

や	き	ゅ	う												
---	---	---	---	--	--	--	--	--	--	--	--	--	--	--	--

*enryo*

reserve, restraint

え	ん	り	ょ												
---	---	---	---	--	--	--	--	--	--	--	--	--	--	--	--

*myōji*

family name

み	ょ	う	じ												
---	---	---	---	--	--	--	--	--	--	--	--	--	--	--	--

*kingyo*

goldfish

き	ん	ぎ	ょ												
---	---	---	---	--	--	--	--	--	--	--	--	--	--	--	--

*nyūshi*

entrance examination

にゅし

*Jukyō*

Confucianism

じゅきょう

*chōchin*

paper lantern

ちょうちん

*hyōzan*

iceberg

ひょうざん

*ryūgaku*

overseas study

りゅうがく

*kōjō*

factory

こうじょう

*jūdō*

judo

じゅうどう

*Bukkyō*

Buddhism

ぶっきょう

*shōgun*

shogun

しょうぐん

*nyōbō*

wife

にょうぼう

*happyō*

announcement

はっぴょう

## REVIEW THROUGH PLACE NAMES AND PERIOD NAMES

*Nara*

place, period 710 - 794

な	ら								
---	---	--	--	--	--	--	--	--	--

*Edo*

place, period 1603 - 1868

え	ど								
---	---	--	--	--	--	--	--	--	--

*Kōbe*

place

こ	う	べ							
---	---	---	--	--	--	--	--	--	--

*Yayoi*

period c. 250 B.C. - c. A.D. 250

や	よ	い							
---	---	---	--	--	--	--	--	--	--

*Ginza*

place

ぎ	ん	ざ							
---	---	---	--	--	--	--	--	--	--

*Hakone*

place

は	こ	ね							
---	---	---	--	--	--	--	--	--	--

*Meiji*

period 1868 - 1912

め	い	じ							
---	---	---	--	--	--	--	--	--	--

*Nagoya*

place

な	ご	や							
---	---	---	--	--	--	--	--	--	--

*Matsushima* place

ま	つ	し	ま						
---	---	---	---	--	--	--	--	--	--

*Heian*

period 794 - 1185

へ	い	あ	ん						
---	---	---	---	--	--	--	--	--	--

*Shōwa*

period 1926 - 1989

し	ょ	う	わ						
---	---	---	---	--	--	--	--	--	--

*Nikkō* place

にっこう

*Sapporo* place

さっぽろ

*Ōsaka* place

おおさか

*Kyōto* place

きょうと

*Muromachi* period 1392 - 1573

むろまち

*Heisei* period 1989 -

へいせい

*Kamakura* period 1185 - 1333

かまくら

*Honshū* place

ほんしゅう

*Taishō* period 1912 - 1926

たいしょう

*Jōmon* period c. 8000 - c. 250 B.C.

じょうもん

*Tōkyō* place

とうきょう

## GENERAL REVIEW

*Nō*

Noh

のう

*sabi*

elegant simplicity; rust

さび

*semi*

cicada

せみ

*giri*

duty, honor

ぎり

*tako*

kite; octopus

たこ

*hakama*

divided skirt

はかま

*urushi*

lacquer

うるし

*honno*

one's real intent

ほんね

*kokeshi*

stylized wooden doll

こけし

*haniwa*

clay figurine

はにわ

*udon*

wheat noodles

うどん



*kotatsu*

brazier, footwarmer

こたつ

*amae*

childlike dependence

あまえ

*Ebisu*

name of god of wealth

えびす

*miai*

interview for marriage

みあい

*tōfu*

tofu

とうふ

*seibo*

year-end gift

せいぼ

*shibumi*

astringency

しぶみ

*aware*

pathos

aware

*gohan*

meal, cooked rice

ごはん

*gagaku*

ancient court music

ががく

*noren*

shop curtain

のれん

*haori*

short coat

は お り

*meishi*

name card

め い し

*odori*

dance

お ど り

*kaisha*

company

か い し ゃ

*menboku*

reputation, "face"

め ん ぼ く

*shinju*

pearl

し ん じ ゅ

*mugicha*

barley tea

む き ち ゃ

*tennō*

emperor

て ん の う

*shōgi*

Japanese chess

し ょ う き

*onsen*

hot spring

お ん せ ん

*misoshiru*

miso soup

み そ し る

*ninja*      *ninja*

にんじや

*tokonoma*      decorative alcove

とこのま

*soroban*      abacus

そろばん

*bunraku*      puppet theater

ぶんらく

*bentō*      box lunch

べんとう

*dantai*      group

だんたい

*shamisen*      *samisen*

しゃみせん

*Shōgatsu*      New Year

しょうがつ

*shakuhachi*      flute

しゃくはち

*koinobori*      carp streamer

こいのぼり

*janken*      "scissors-paper-stone" game

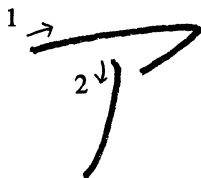

じゃんけん

## II

### KATAKANA




ORIGIN (A)




**a**

as "a" in "car," but shorter

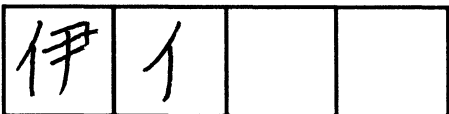
STROKE ORDER



PRACTICE



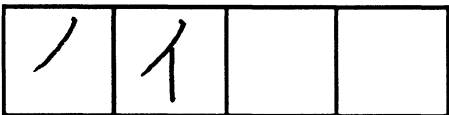
ORIGIN (I)




**i**

as "ee" in "meet," but shorter

STROKE ORDER

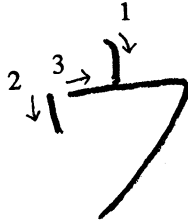


PRACTICE

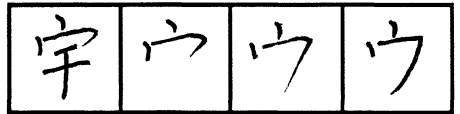


u

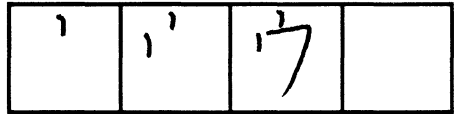
as "u" in "hula," but shorter



ORIGIN (U 811)



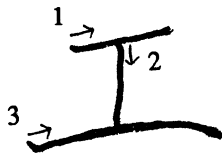
STROKE ORDER



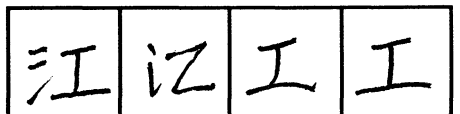
PRACTICE


e


as "e" in "get"



ORIGIN (E 1244)



STROKE ORDER



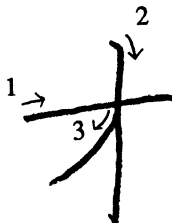
PRACTICE


ORIGIN (O)

於	方	才	才
---	---	---	---

STROKE ORDER

一	十	才	
---	---	---	--



オ

o

as "o" in "or," but shorter

PRACTICE

オ									

ORIGIN (KA 431)

加	か	力	力
---	---	---	---

STROKE ORDER

フ	力		
---	---	--	--



カ

ka

as "ca" in "car," but shorter

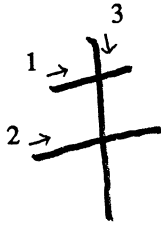
PRACTICE

カ									

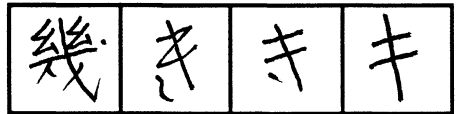


**ki**

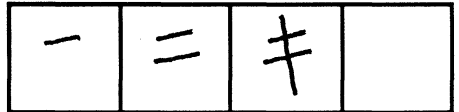
as "ki" in "keep,"  
but shorter



ORIGIN (KI 1129)



STROKE ORDER



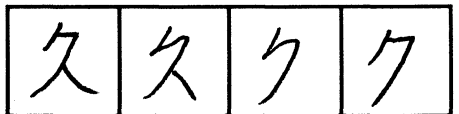
PRACTICE


**ku**

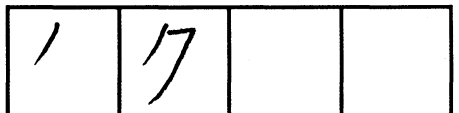
as "Ku" in "Kuwait,"  
but shorter



ORIGIN (KU 647)

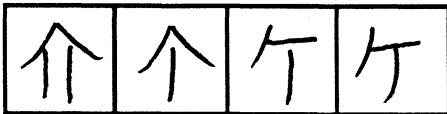


STROKE ORDER

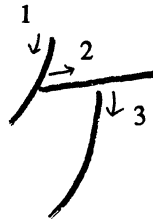
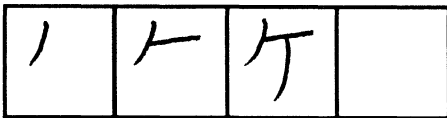


PRACTICE


ORIGIN (KAI 1059)




STROKE ORDER



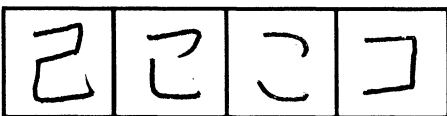
**ke**

as "ke" in "keg"

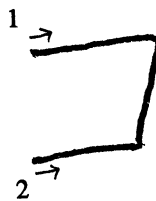
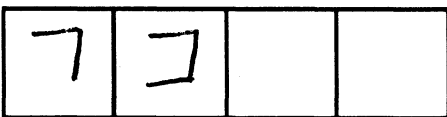
PRACTICE



ORIGIN (KO 855)



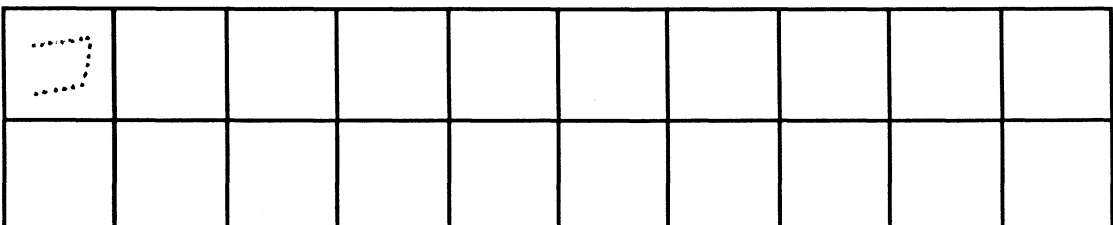
STROKE ORDER



**ko**

as "co" in "core,"  
but shorter

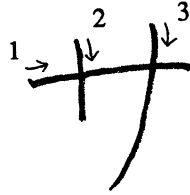
PRACTICE



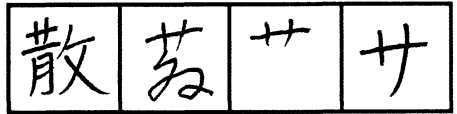
KATAKANA

**sa**

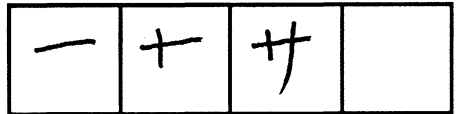
as "sa" in "sarcasm,"  
but shorter



ORIGIN (SAN 492)



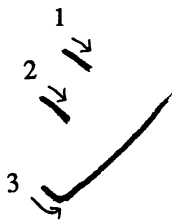
STROKE ORDER



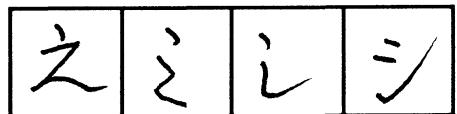
PRACTICE


**shi**

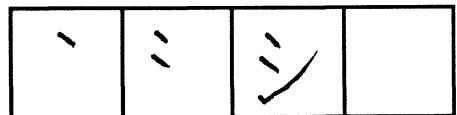
as "shee" in "sheep,"  
but shorter



ORIGIN (SHI, part of 1335)



STROKE ORDER



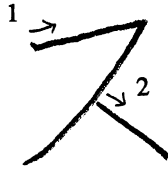
PRACTICE


ORIGIN (SU)

須	級	ス	ス
---	---	---	---

STROKE ORDER

フ	ス		
---	---	--	--



**SU**

as "Su" in "Susan,"  
but shorter

PRACTICE

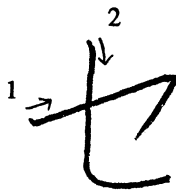
ス									

ORIGIN (SE 327)

世	也	セ	セ
---	---	---	---

STROKE ORDER

フ	セ		
---	---	--	--


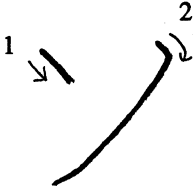






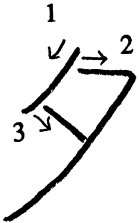



**se**

as "se" in "set"

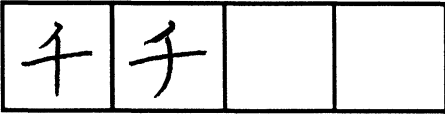
PRACTICE

セ									

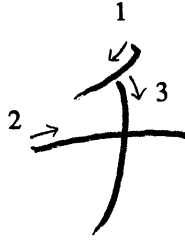

		<p>ORIGIN (SO, part of ZŌ 741)</p> <table border="1" style="width: 100%; text-align: center;"> <tr> <td>曾</td> <td>そ</td> <td>ソ</td> <td>ソ</td> </tr> </table> <p>STROKE ORDER</p> <table border="1" style="width: 100%; text-align: center;"> <tr> <td>、</td> <td>ソ</td> <td></td> <td></td> </tr> </table> <p>PRACTICE</p> <table border="1" style="width: 100%; height: 100px;"> <tr> <td style="text-align: center; vertical-align: middle;">  </td> <td></td><td></td><td></td><td></td><td></td><td></td><td></td><td></td><td></td> </tr> <tr> <td></td><td></td><td></td><td></td><td></td><td></td><td></td><td></td><td></td><td></td> </tr> </table>	曾	そ	ソ	ソ	、	ソ																						
曾	そ	ソ	ソ																											
、	ソ																													
																														
<p><b>SO</b></p>																														
<p>as "so" in "sore," but shorter</p>																														

		<p>ORIGIN (TA 163)</p> <table border="1" style="width: 100%; text-align: center;"> <tr> <td>多</td> <td>タ</td> <td></td> <td></td> </tr> </table> <p>STROKE ORDER</p> <table border="1" style="width: 100%; text-align: center;"> <tr> <td>、</td> <td>ク</td> <td>タ</td> <td></td> </tr> </table> <p>PRACTICE</p> <table border="1" style="width: 100%; height: 100px;"> <tr> <td style="text-align: center; vertical-align: middle;">  </td> <td></td><td></td><td></td><td></td><td></td><td></td><td></td><td></td><td></td> </tr> <tr> <td></td><td></td><td></td><td></td><td></td><td></td><td></td><td></td><td></td><td></td> </tr> </table>	多	タ			、	ク	タ																					
多	タ																													
、	ク	タ																												
																														
<p><b>ta</b></p>																														
<p>as "ta" in "tar," but shorter</p>																														

ORIGIN (CHI 47)




STROKE ORDER




**chi**

as "chee" in "cheek,"  
but shorter

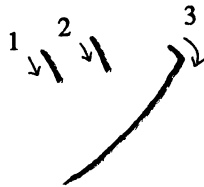
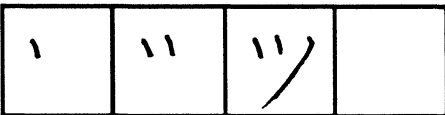
PRACTICE



ORIGIN (SU 304)



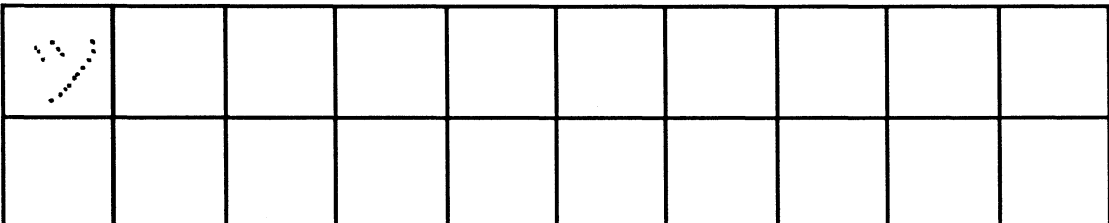
STROKE ORDER



**tsu**

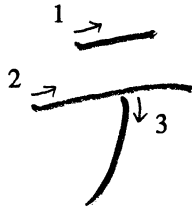
as "tsu" in "tsunami"

PRACTICE



te

as "te" in "ten"



ORIGIN (TEN 58)



STROKE ORDER



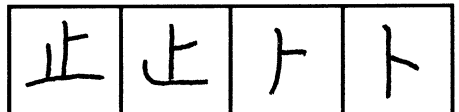
PRACTICE


to


as "to" in "tore,"  
but shorter



ORIGIN (TO-maru 129)



STROKE ORDER



PRACTICE


## MINI REVIEW アー ト / A - TO

*katsu*

cutlet

カツ

*aisu*

ice

アイス

*esu*

ace

エース

*kēki*

cake

ケーキ

*auto*

out (baseball)

アウト

*sāchi*

search

サーチ

*kōto*

coat; court (sports)

コート

*tsuā*

tour

ツアー

*tesuto*

test

テスト

*shūsu*

sheet (bed)

シーツ

*sekuto*

sect

セクト



*kōchi*

coach (sports)

コ一チ

*sōsu*

sauce

ソ一ス

*sukī*

ski, skiing

ス一キ一

*takushī*

taxi

タ一ク一シ一

*sutēki*

steak

ス一テ一キ

*sētā*

sweater

セ一タ一

*sākasu*

circus

サ一カ一ス

*ōkē*

okay

オ一ケ一

*ēkā*

acre

エ一カ一

*akashia*

acacia

ア一カ一シア

*sukēto*

skate, skating

ス一ケ一ト

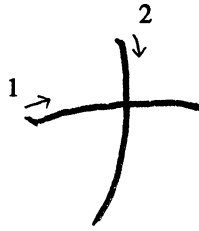
ORIGIN (NA)

奈	大	ナ	
---	---	---	--



STROKE ORDER

一	ナ		
---	---	--	--



**na**

as "na" in "narcotic,"  
but shorter

PRACTICE

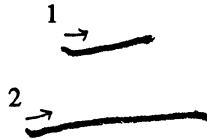

ORIGIN (NI 61)

ニ	ニ		
---	---	--	--



STROKE ORDER

一	ニ		
---	---	--	--



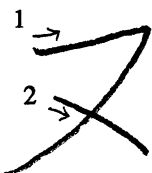
**ni**

as "nea" in "neat,"  
but shorter

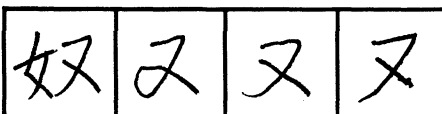
PRACTICE


**nu**

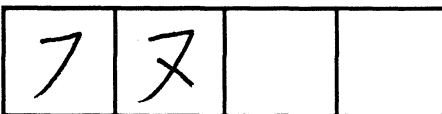
as "noo" in "noon,"  
but shorter



ORIGIN (NU/DO 1638)



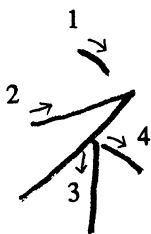
STROKE ORDER



PRACTICE


**ne**


as "ne" in "net"



ORIGIN (NE)




STROKE ORDER



PRACTICE


ORIGIN (NO/NAI)




STROKE ORDER



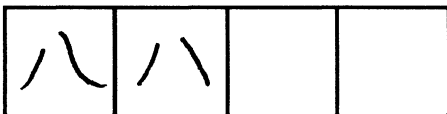
**no**

as "no" in "north,"  
but shorter

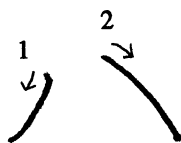
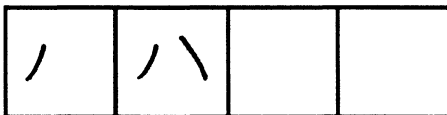
PRACTICE



ORIGIN (HACHI 66)




STROKE ORDER



**ha**

as "ha" in "harm,"  
but shorter

PRACTICE





**hi**

as "hea" in "heat,"  
but shorter

ORIGIN (HI 771)

比	ヒ	ヒ	ヒ
---	---	---	---

STROKE ORDER

一	ヒ		
---	---	--	--



PRACTICE

ヒ									



**fu**

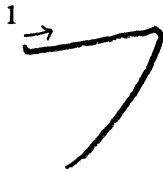
as "foo" in "fool,"  
but with softer "f"

ORIGIN (FU 572)

フ	フ	フ	
---	---	---	--

STROKE ORDER

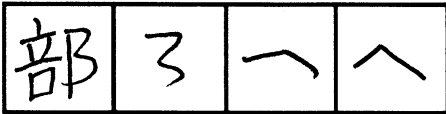
フ			
---	--	--	--



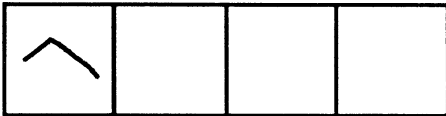
PRACTICE

フ									

ORIGIN (HE/BU 384)



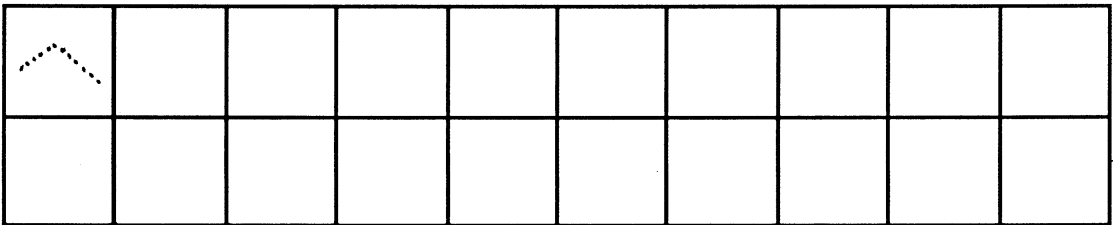
STROKE ORDER




he

as "he" in "hen"

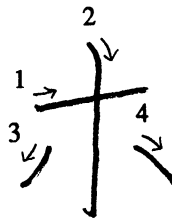

PRACTICE



ORIGIN (HO 787)



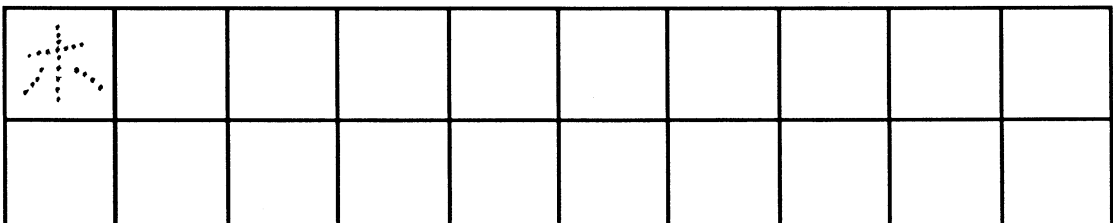
STROKE ORDER







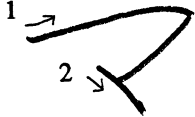
ho





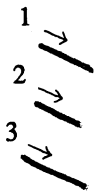
as "ho" in "horn,"  
but shorter

PRACTICE

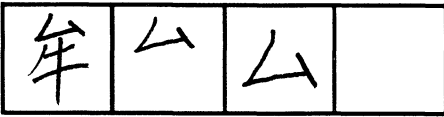


KATAKANA

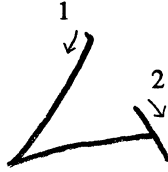
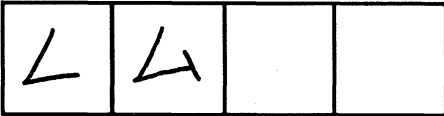
	<p style="text-align: right;">ORIGIN (MATSU 587)</p> <table border="1" style="width: 100%; text-align: center; border-collapse: collapse;"> <tr> <td style="width: 25%;">末</td> <td style="width: 25%;">=</td> <td style="width: 25%;">マ</td> <td style="width: 25%;">マ</td> </tr> </table> <p style="text-align: center; margin-top: 20px;">STROKE ORDER</p> <table border="1" style="width: 100%; text-align: center; border-collapse: collapse;"> <tr> <td style="width: 25%;">マ</td> <td style="width: 25%;">マ</td> <td style="width: 25%;"></td> <td style="width: 25%;"></td> </tr> </table> <p style="text-align: center; margin-top: 20px;">PRACTICE</p> <table border="1" style="width: 100%; height: 100px; border-collapse: collapse;"> <tr> <td style="width: 12.5%; text-align: center; vertical-align: middle;">  </td> <td style="width: 12.5%;"></td> <td style="width: 12.5%;"></td> <td style="width: 12.5%;"></td> <td style="width: 12.5%;"></td> <td style="width: 12.5%;"></td> <td style="width: 12.5%;"></td> <td style="width: 12.5%;"></td> <td style="width: 12.5%;"></td> <td style="width: 12.5%;"></td> </tr> <tr> <td style="height: 50px;"></td> <td></td> <td></td> <td></td> <td></td> <td></td> <td></td> <td></td> <td></td> <td></td> </tr> </table>	末	=	マ	マ	マ	マ																						
末	=	マ	マ																										
マ	マ																												
																													
<p><b>ma</b></p> <p>as "ma" in "mark," but shorter</p>																													

	<p style="text-align: right;">ORIGIN (MI 23)</p> <table border="1" style="width: 100%; text-align: center; border-collapse: collapse;"> <tr> <td style="width: 25%;">三</td> <td style="width: 25%;">ミ</td> <td style="width: 25%;">ミ</td> <td style="width: 25%;"></td> </tr> </table> <p style="text-align: center; margin-top: 20px;">STROKE ORDER</p> <table border="1" style="width: 100%; text-align: center; border-collapse: collapse;"> <tr> <td style="width: 25%;">ミ</td> <td style="width: 25%;">ミ</td> <td style="width: 25%;">ミ</td> <td style="width: 25%;"></td> </tr> </table> <p style="text-align: center; margin-top: 20px;">PRACTICE</p> <table border="1" style="width: 100%; height: 100px; border-collapse: collapse;"> <tr> <td style="width: 12.5%; text-align: center; vertical-align: middle;">  </td> <td style="width: 12.5%;"></td> <td style="width: 12.5%;"></td> <td style="width: 12.5%;"></td> <td style="width: 12.5%;"></td> <td style="width: 12.5%;"></td> <td style="width: 12.5%;"></td> <td style="width: 12.5%;"></td> <td style="width: 12.5%;"></td> <td style="width: 12.5%;"></td> </tr> <tr> <td style="height: 50px;"></td> <td></td> <td></td> <td></td> <td></td> <td></td> <td></td> <td></td> <td></td> <td></td> </tr> </table>	三	ミ	ミ		ミ	ミ	ミ																					
三	ミ	ミ																											
ミ	ミ	ミ																											
																													
<p><b>mi</b></p> <p>as "mea" in "meat," but shorter</p>																													

ORIGIN (MU)




STROKE ORDER



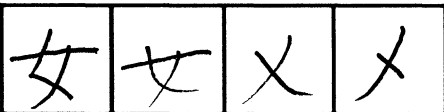
**mu**

as "moo" in "moon,"  
but shorter

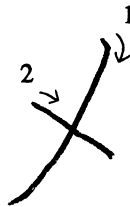
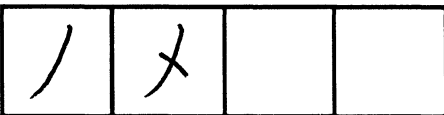
PRACTICE



ORIGIN (ME 35)



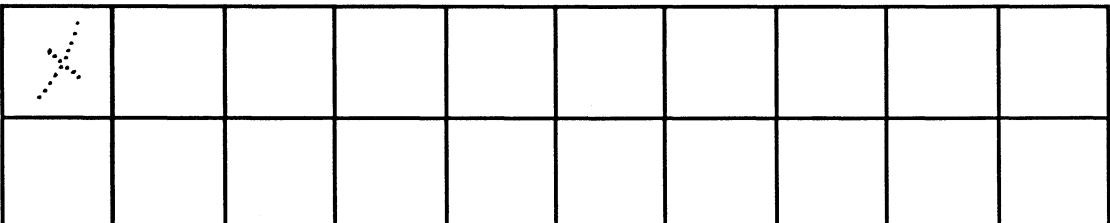
STROKE ORDER



**me**

as "me" in "met"

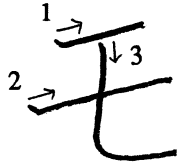
PRACTICE





**mo**

as "mo" in "more,"  
but shorter



ORIGIN (MŌ 210)



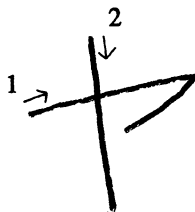
STROKE ORDER




PRACTICE


**ya**

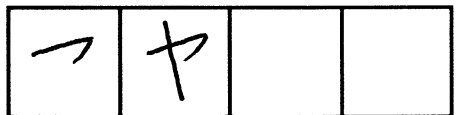
as "ya" in "yard,"  
but shorter



ORIGIN (YA, part of CHI 167)

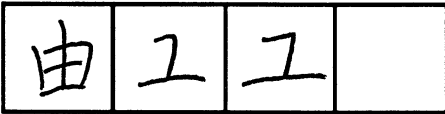


STROKE ORDER

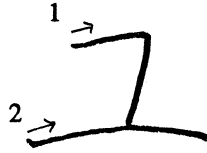
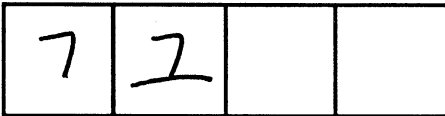


PRACTICE


ORIGIN (YU 399)



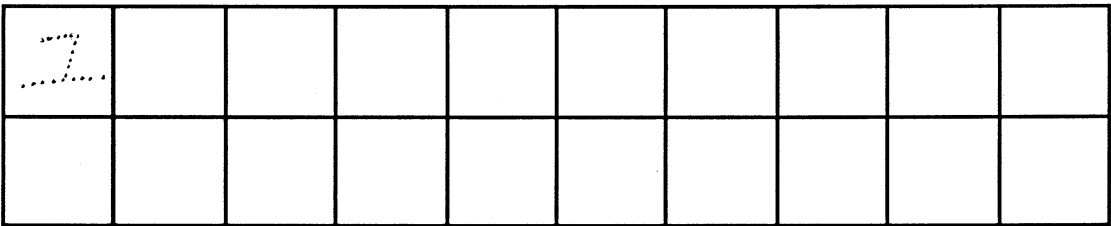
STROKE ORDER




yu

as "you" in "youth,"  
but shorter

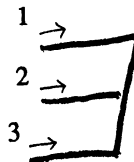
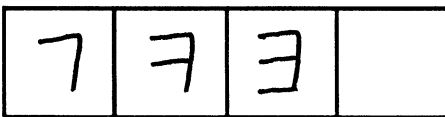
PRACTICE



ORIGIN (YO 1873)




STROKE ORDER



yo

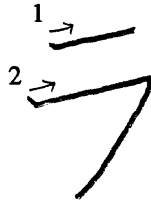
as "Yo" in "York,"  
but shorter

PRACTICE



**ra**

as "ra" in "mirage,"  
but shorter



ORIGIN (RA/R YŌ 598)

良	ラ	ラ	ラ
---	---	---	---

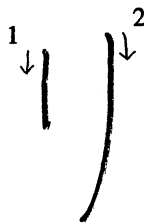
STROKE ORDER

一	ラ		
---	---	--	--

PRACTICE


**ri**

as "ree" in "reek,"  
but shorter



ORIGIN (RI 596)

利	リ	リ	
---	---	---	--

STROKE ORDER

丨	リ		
---	---	--	--

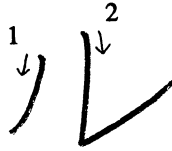
PRACTICE


ORIGIN (RU 409)

流	ル	ル	ル
---	---	---	---

STROKE ORDER

丨	㇇		
---	---	--	--



**ru**

as "ru" in "rule,"  
but shorter

PRACTICE

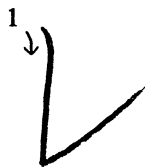
ル									

ORIGIN (REI 413)

礼	レ	レ	レ
---	---	---	---

STROKE ORDER

㇇			
---	--	--	--



**re**

as "re" in "red"

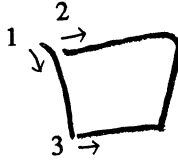
PRACTICE

レ									

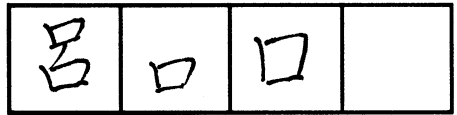


**ro**

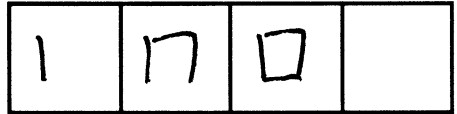
as "ro" in "roar,"  
but shorter



ORIGIN (RO 256)



STROKE ORDER

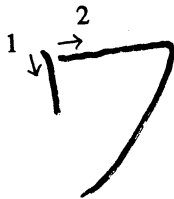


PRACTICE

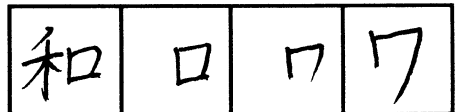



**wa**

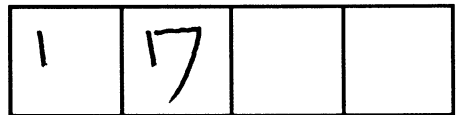
as "wa" in "watt"



ORIGIN (WA 416)

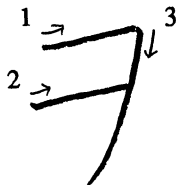


STROKE ORDER

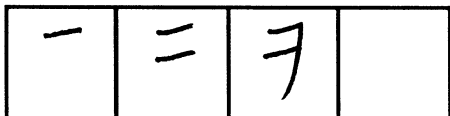


PRACTICE


ORIGIN (KO, part of 856)



STROKE ORDER



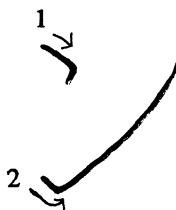
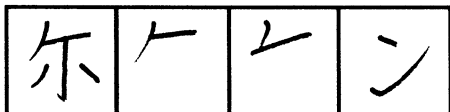
**o**

as "o" in "or," but shorter

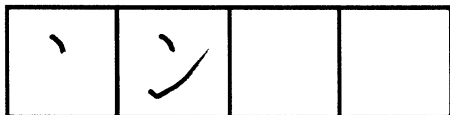
PRACTICE

o									

ORIGIN (NI)



STROKE ORDER



**n**

as "n" in "sin"

PRACTICE

n									

## MINI REVIEW ナ - ン/NA - N

*heri*

helicopter

ヘリ

*memo*

memo

メモ

*hire*

fillet

ヒレ

*miruku*

milk

ミルク

*kanū*

canoe

カヌー

*wanisu*

varnish

ワニス

*rōn*

loan

ローン

*naifu*

knife

ナイフ

*furē*

Hooray!

フレイ

*nōto*

note, notebook

ノート

*taiya*

tire (car)

タイヤ

*kamera*

camera

カメラ

*nēmu*

name, reputation

ネーム

*yūmoa*

humor

ユーモア

*mainasu*

minus

マイナス

*sararī*

salary

サラリー

*hanmā*

hammer

ハンマー

*yōyō*

yoyo

ヨーヨー

*hankachi*

handkerchief

ハンカチ

*yunīku*

unique

ユニーク

*nekutai*

necktie

ネクタイ

*hōmuran*

home run

ホームラン



## VOICED AND HALF-VOICED SOUNDS

*ga* as "ga" in "garden" but shorter

ガ

*gi* as "gee" in "geese" but shorter

ギ

*gu* as "goo" in "goose" but shorter

グ

*ge* as "ge" in "get"

ゲ

*go* as "go" in "gore" but shorter

ゴ

*za* as "za" in "bizarre" but shorter

ザ

*ji* as "jee" in "jeep" but shorter

ジ

*zu* as "zoo" but shorter

ズ

*ze* as "ze" in "zest"

ゼ

*zo* as "zo" in "Azores" but shorter

ゾ

*da* as "da" in "dark" but shorter

ダ														
---	--	--	--	--	--	--	--	--	--	--	--	--	--	--

*ji* as "jee" in "jeep" but shorter

ヂ														
---	--	--	--	--	--	--	--	--	--	--	--	--	--	--

*zu* as "zoo" but shorter

ヅ														
---	--	--	--	--	--	--	--	--	--	--	--	--	--	--

*de* as "de" in "desk"

デ														
---	--	--	--	--	--	--	--	--	--	--	--	--	--	--

*do* as "doo" in "door" but shorter

ド														
---	--	--	--	--	--	--	--	--	--	--	--	--	--	--

*ba* as "ba" in "bark" but shorter    *pa* as "pa" in "park" but shorter

バ						パ								
---	--	--	--	--	--	---	--	--	--	--	--	--	--	--

*bi* as "bea" in "beak" but shorter    *pi* as "pea" in "peak" but shorter

ビ						ピ								
---	--	--	--	--	--	---	--	--	--	--	--	--	--	--

*bu* as "boo" in "boot" but shorter    *pu* as "poo" in "pool" but shorter

ブ						プ								
---	--	--	--	--	--	---	--	--	--	--	--	--	--	--

*be* as "be" in "beg"

*pe* as "pe" in "peg"

ベ						ペ								
---	--	--	--	--	--	---	--	--	--	--	--	--	--	--

*bo* as "bo" in "bore" but shorter    *po* as "po" in "pork" but shorter

ボ						ポ								
---	--	--	--	--	--	---	--	--	--	--	--	--	--	--

REVIEW OF VOICED AND HALF-VOICED SOUNDS

*biru*

office building

ビル

*zero*

zero

ゼロ

*basu*

bus, bath

バス

*giya*

gear

ギヤ

*dansu*

dance

ダンス

*gēmu*

game

ゲーム

*gaido*

guide, guidebook

ガイド

*gorufu*

golf

ゴルフ

*bēsu*

base

ベース

*zubon*

trousers

ズボン

*gorira*

gorilla

ゴリラ

*daburu*

double

ダブル

*zōn*

zone

ゾーン

*jiguzagu*

zigzag

ジグザグ

*repōto*

report

レポート

*jīnzu*

jeans

ジーンズ

*wāpuro*

word processor

ワープロ

*pachinko*

Japanese pinball

パチンコ

*dezāto*

dessert

デザート

*pīman*

green pepper

ピーマン

*mai pēsu*

at one's own speed ("my pace")

マイペース

*arubaito*

part-time job

アルバイト

COMBINED SOUNDS KYA—RYO / キヤ—リョ

*kya*

キ	ヤ		

*kyu*

キ	ユ		

*kyo*

キ	ョ		

*sha*

シ	ヤ		

*shu*

シ	ユ		

*sho*

シ	ョ		

*cha*

チ	ヤ		

*chu*

チ	ユ		

*cho*

チ	ョ		

*nya*

ニ	ヤ		

*nyu*

ニ	ユ		

*nyo*

ニ	ョ		

*hya*

ヒ	ヤ		

*hyu*

ヒ	ユ		

*hyo*

ヒ	ョ		

*mya*

ミ	ヤ		

*myu*

ミ	ユ		

*myo*

ミ	ョ		

*rya*

リ	ヤ		

*ryu*

リ	ユ		

*ryo*

リ	ョ		

## VOICED COMBINED SOUNDS GYA—BYO / ギャ—ヒョ

*gya*

ギ	ャ		

*gyu*

ギ	ュ		

*gyo*

ギ	ョ		

*ja*

ジ	ャ		

*ju*

ジ	ュ		

*jo*

ジ	ョ		

*ja*

チ	ャ		

*ju*

チ	ュ		

*jo*

チ	ョ		

*bya*

ヒ	ャ		

*byu*

ヒ	ュ		

*byo*

ヒ	ョ		

## HALF-VOICED COMBINED SOUNDS PYA—PYO / ヒャ—ヒョ

*pya*

ヒ	ャ		

*pyu*

ヒ	ュ		

*pyo*

ヒ	ョ		

## REVIEW OF COMBINED SOUNDS AND DOUBLE CONSONANTS

*shō*

show

シ ョ ー

*netto*

net

ネ ッ ト

*fan*

fan (sports)

フ ァ ン

*yeti*

yeti

イ エ テ イ

*nyūsu*

news

ニ ュ ー ス

*fōku*

fork; folk

フ ォ ー ク

*chekku*

check

チ エ ッ ク

*jerī*

jelly

ジ エ リ ー

*chōku*

chalk

チ ョ ー ク

*wotchi*

watch

ウ オ ッ チ

*disuku*

disk

デ ィ ス ク

*fairu* file

フ | ア | イ | ル | | | | | |

*wēbu/wēvu* wave (hair)

ウ | エ | ー | ヴ | | | | | |

*bideo/video* video

ウ | ビ | デ | オ | | | | | |

*manshon* apartment house

マ | ン | シ | ョ | ン | | | | | |

*windō* window

ウ | イ | ン | ド | ー | | | | | |

*mājan* mahjong

マ | ー | ジ | ャ | ン | | | | | |

*wētā* waiter

ウ | エ | ー | タ | ー | | | | | |

*kyasshu* cash

キ | ャ | ッ | シ | ュ | | | | | |

*hyūman* human

ヒ | ュ | ー | マ | ン | | | | | |

*pitchā* pitcher (sports)

ピ | ッ | チ | ャ | ー | | | | | |

*duetto* duet

デュ | エ | ッ | ト | | | | | |



REVIEW THROUGH INTERNATIONAL PLACE NAMES

*Ajia*

Asia

ア	ジ	ア															
---	---	---	--	--	--	--	--	--	--	--	--	--	--	--	--	--	--

*Suisu*

Switzerland

ス	イ	ス															
---	---	---	--	--	--	--	--	--	--	--	--	--	--	--	--	--	--

*Rōma*

Rome

ロ	ー	マ															
---	---	---	--	--	--	--	--	--	--	--	--	--	--	--	--	--	--

*Kanada*

Canada

カ	ナ	ダ															
---	---	---	--	--	--	--	--	--	--	--	--	--	--	--	--	--	--

*Doitsu*

Germany

ド	イ	ツ															
---	---	---	--	--	--	--	--	--	--	--	--	--	--	--	--	--	--

*Atene*

Athens

ア	テ	ネ															
---	---	---	--	--	--	--	--	--	--	--	--	--	--	--	--	--	--

*Puraha*

Prague

プ	ラ	ハ															
---	---	---	--	--	--	--	--	--	--	--	--	--	--	--	--	--	--

*Amerika*

America

ア	メ	リ	カ														
---	---	---	---	--	--	--	--	--	--	--	--	--	--	--	--	--	--

*Oranda*

Holland

オ	ラ	ン	ダ														
---	---	---	---	--	--	--	--	--	--	--	--	--	--	--	--	--	--

*Igirisu*

England

イ	キ	リ	ス														
---	---	---	---	--	--	--	--	--	--	--	--	--	--	--	--	--	--

*Mekishiko*

Mexico

メ	キ	シ	コ														
---	---	---	---	--	--	--	--	--	--	--	--	--	--	--	--	--	--

*Mosukuwa* Moscow

モスクワ

*Betonamu* Vietnam

ベトナム

*Shidoni* Sydney

シドニー

*Kyūba* Cuba

キューバ

*Wīn* Vienna

ウィーン

*Furansu* France

フランス

*Yōroppa* Europe

ヨーロッパ

*Firipin* Philippines

フィリピン

*Bagudaddo* Baghdad

バグダッド

*Echiopia* Ethiopia

エチオピア

*Noruwē* Norway

ノルウェー

*Jakaruta* Jakarta

ジャカルタ

*Sanchiago* Santiago

サンチアゴ

*Pōtsumasu* Portsmouth

ポーツマス

*Hariuddo* Hollywood

ハリウッド

*Myunhen* Munich

ミュンヘン

*Guatemara* Guatemala

グアテマラ

*Marusēyu* Marseilles

マルセーユ

*Betsurehemu* Bethlehem

ベツレヘム

*Dieppu* Dieppe

ディエップ

*Benechia/Venechia* Venice

ヴェネチア

*Chunijia/Tunijia* Tunisia

チュニジア

### III

## FINAL REVIEW



## ABOUT JAPAN

Copy each line in the space provided.

せかいちずをみましょう。にほ

んはアジアたいりくのひがしにあ

る、なんぼくにほそながいくにで

す。そのひろさはアメリカのカリ

フォルニアしゅうとだいたいおな

じです。よっつのおもなしまにわ

かれています。いちばんおおきい

のは、ほんしゅうで、このしまの

まんなかへんにとうきょうがあり

ます。ふじさんという、うつくし

いやまもあります。にばんめにお

おきいしまは、いちばんきたにあ  
るほっかいどうで、なつはすすし  
いですが、ふゆはさむくて、ゆき  
がたくさんふりますから、スキー  
やスケートができます。さんばん  
めにおおきいきゅうしゅうは、み  
なみにありますから、ふゆでもあ  
たたかいです。よばんめのしこく  
は、きたのほうはみかんで、みな  
みのほうはさかなで、ゆうめいで  
す。

## FOOD ITEMS QUIZ

Fill in the blanks with appropriate romanization.

- |           |       |                   |
|-----------|-------|-------------------|
| 1. たまご    | _____ | egg               |
| 2. パン     | _____ | bread             |
| 3. コーヒー   | _____ | coffee            |
| 4. かし     | _____ | confectionery     |
| 5. ぶたにく   | _____ | pork              |
| 6. ビール    | _____ | beer              |
| 7. レモンティー | _____ | lemon tea         |
| 8. くだもの   | _____ | fruit             |
| 9. しょうゆ   | _____ | soy sauce         |
| 10. チーズ   | _____ | cheese            |
| 11. バター   | _____ | butter            |
| 12. オムレツ  | _____ | omelette          |
| 13. やさい   | _____ | vegetable         |
| 14. りんご   | _____ | apple             |
| 15. ラーメン  | _____ | Chinese noodles   |
| 16. ヨーグルト | _____ | yoghurt           |
| 17. さとう   | _____ | sugar             |
| 18. ビスケット | _____ | biscuit           |
| 19. なっとう  | _____ | fermented soybean |
| 20. ジュース  | _____ | juice             |
| 21. かずのこ  | _____ | herring roe       |
| 22. プリン   | _____ | custard pudding   |
| 23. みかん   | _____ | mikan orange      |
| 24. パルフェ  | _____ | parfait           |
| 25. ヴェニソン | _____ | venison           |



## FLORA AND FAUNA QUIZ

Fill in the blanks with *hiragana* (H) or *katakana* (K) as appropriate.

- |                     |       |                 |
|---------------------|-------|-----------------|
| 1. inu (H)          | _____ | dog             |
| 2. sakana (H)       | _____ | fish            |
| 3. raion (K)        | _____ | lion            |
| 4. take (H)         | _____ | bamboo          |
| 5. kaede (H)        | _____ | maple           |
| 6. yūkari (K)       | _____ | eucalyptus      |
| 7. tsubaki (H)      | _____ | camellia        |
| 8. chūrippu (K)     | _____ | tulip           |
| 9. maguro (H)       | _____ | tuna            |
| 10. koara (K)       | _____ | koala bear      |
| 11. nihonzaru (H)   | _____ | Japanese monkey |
| 12. kangarū (K)     | _____ | kangaroo        |
| 13. nezumi (H)      | _____ | mouse, rat      |
| 14. ajisai (H)      | _____ | hydrangea       |
| 15. haibisukasu (K) | _____ | hibiscus        |
| 16. hyō (H)         | _____ | leopard         |
| 17. kănēshon (K)    | _____ | carnation       |
| 18. kabutomushi (H) | _____ | Goliath beetle  |
| 19. hebi (H)        | _____ | snake           |
| 20. penguin (K)     | _____ | penguin         |
| 21. hirame (H)      | _____ | flatfish        |
| 22. botan (H)       | _____ | peony           |
| 23. mahoganī (K)    | _____ | mahogany        |
| 24. suisen (H)      | _____ | narcissus       |
| 25. ichō (H)        | _____ | gingko          |

## PERSONAL NAMES QUIZ

Underline the *kana* error in each name and write the correct version in the blank.

- |           |       |                       |
|-----------|-------|-----------------------|
| 1. じろお    | _____ | Jiro (Jirō)           |
| 2. キャロル   | _____ | Carole (Kyaroru)      |
| 3. ねいこ    | _____ | Reiko                 |
| 4. ノーマン   | _____ | Norman (Nōman)        |
| 5. とるお    | _____ | Teruo                 |
| 6. ウェンディー | _____ | Wendy (Wendī)         |
| 7. まさよし   | _____ | Masayoshi             |
| 8. ヴァンサ   | _____ | Vanessa (Vanesa)      |
| 9. おけみ    | _____ | Akemi                 |
| 10. ドワート  | _____ | Dwight (Dowaito)      |
| 11. けんいし  | _____ | Kenichi (Ken'ichi)    |
| 12. シェーノ  | _____ | Shane (Shēn)          |
| 13. ゆきい   | _____ | Yukiko                |
| 14. ジュリー  | _____ | Julie (Jurī)          |
| 15. おりへ   | _____ | Orie                  |
| 16. ソウフィ  | _____ | Sophie (Sōfi)         |
| 17. っとむ   | _____ | Tsutomu               |
| 18. ウィリマム | _____ | William (Wiriamu)     |
| 19. ひでミ   | _____ | Hidemi                |
| 20. ジャック  | _____ | Jack (Jakku)          |
| 21. されこ   | _____ | Sawako                |
| 22. デヴィッド | _____ | David (Deviddo)       |
| 23. のぞむ   | _____ | Nozomu                |
| 24. エリザベス | _____ | Elizabeth (Erizabesu) |
| 25. ラッセル  | _____ | Russell (Rasseru)     |

## KANJI WORD SEARCH

又	カ	い	ル	イ	サ	ミ	ま	エ	ラ	ヤ	う	く	れ	プ
ご	う	ウ	リ	め	ね	キ	な	ジ	こ	つ	ぞ	め	口	ぬ
モ	せ	な	ン	あ	ま	ウ	オ	け	と	わ	り	ぺ	ぼ	ぶ
よ	ね	ほ	る	ト	わ	ホ	に	ス	ぎ	さ	ラ	ど	す	し
ら	そ	し	ぷ	ネ	し	せ	ス	ど	ク	と	る	む	う	パ
い	わ	つ	め	ズ	う	ち	ま	テ	レ	ビ	か	ふ	べ	ぐ
ア	お	れ	ユ	で	ま	も	ざ	た	ル	ア	ん	シ	さ	か
よ	ろ	い	に	し	ワ	る	ネ	あ	に	ゾ	じ	い	ね	す
や	る	ば	ん	が	ル	ト	だ	ナ	か	ん	げ	も	ゴ	ケ
ず	み	き	メ	グ	ツ	ン	イ	て	し	ら	ち	デ	ニ	ム
の	プ	せ	ふ	ぐ	ラ	ロ	ハ	え	は	た	パ	ヌ	び	ち
デ	そ	レ	ほ	ゆ	ン	フ	が	タ	ポ	ソ	え	つ	ノ	む
ザ	て	お	ゼ	モ	き	ん	レ	る	コ	ひ	の	き	ろ	ま
イ	た	や	ゆ	ン	お	ン	け	ン	リ	ツ	ガ	み	ヒ	お
ン	く	へ	マ	ス	ト	ぬ	エ	ノ	み	つ	ヨ	こ	い	か

Find the fifty words below in the square above, moving in a straight line in any direction including diagonals. The first thirty words are in *hiragana*, the rest *katakana*. (We found over 200 other *hiragana* words, most of two symbols and not found elsewhere in this book. How many can you find? Fifty or more means you have a good vocabulary.)

\* \* \* \* \*

*madogiwazoku* (staff passed over for promotion), *tsuridōgu* (fishing gear), *haragei* (non-verbal communication), *shitsurei* (rudeness), *kanji* (character), *fugu* (blowfish), *hinoki* (cypress), *kanemochi* (rich person), *ganbaru* (try your best), *daruma* (Buddha doll), *yuki* (snow), *tate* (verticality), *oya* (parent), *uchi* (home, inner group), *sewa* (care), *ongaeshi* (repayment of favor), *tsukimi* (moon viewing), *umeboshi* (pickled plum), *nemawashi* (behind-the-scenes maneuvering), *musubu* (bind), *nukeru* (be missing), *urusato* (hometown), *ame* (rain), *hosoi* (slender), *kaiko* (silkworm), *heta* (unskilled), *tanin* (stranger), *yoroi* (armor), *nama* (raw), *mizu* (water); *nairon*, *kiosuku*, *gurafu*, *dezain*, *terebi*, *hosuteru*, *warutsu*, *gasorin*, *furonto*, *puopera*, *purezento*, *kaunto*, *pasokon*, *misairu*, *tarento*, *rajiō*, *gomu*, *masuto*, *denimu*, *yoga*. (Look up the *katakana* words you don't know.)

## QUIZ ANSWERS

	Food items	Flora/fauna	Names
1.	tamago	いぬ	じろう
2.	pan	さかな	キャロル
3.	kōhī	ライオン	れいこ
4.	kashi	たけ	ノーマン
5.	butaniku	かえで	てるあ
6.	bīru	ユーカリ	ウェンディー
7.	remon tī	つばき	まさよし
8.	kudamono	チューリップ	ウァネサ
9.	shōyu	まぐろ	あけみ
10.	chīzu	ユアラ	ドワイト
11.	batā	にほんざる	けんいち
12.	omuretsu	カンガルー	シェーン
13.	yasai	ねずみ	ゆきこ
14.	ringo	あじさい	ジュリー
15.	rāmen	ハイビスカス	おりえ
16.	yōguruto	ひょう	ソニー
17.	satō	カーネーション	つとむ
18.	bisuketto	かぶとむし	ウィリアム
19.	nattō	へび	ひでみ
20.	jūsu	ペンギン	ジャック
21.	kazunoko	ひらめ	さわこ
22.	purin	ほたん	デヴィッド
23.	mikan	マホガニー	のぞむ
24.	parufe	すいせん	エリザベス
25.	benison/venison	いちょう	ラッセル

## ENGLISH VERSION OF "ABOUT JAPAN"

Let's look at an atlas. Japan is a long, thin country lying on a north-south axis to the east of the Asian mainland. It's about the same size as the state of California in America. It consists of four main islands. The largest is Honshu, with Tokyo at its midpoint. The beautiful Mount Fuji is also found on this island. The next largest is Hokkaido, the northernmost island. Summer here is cool, and in winter heavy snow makes skiing and skating possible. Kyushu, the third largest island, lies to the south, so it's warm here even in winter. The fourth largest, Shikoku, is noted for mikan oranges from its northern half and fish from the south.

DO-IT-YOURSELF KANA CHARTS

Fill in the following charts, writing *hiragana* in the left part of each box and *katakana* in the right. Then check your entries against the charts in the Explanation of *Kana*.

*Basic Kana Symbols*

VOWELS

		a	i	u	e	o
		a	i	u	e	o
CONSONANTS	k	ka	ki	ku	ke	ko
	s	sa	shi	su	se	so
	t	ta	chi	tsu	te	to
	n	na	ni	nu	ne	no
	h	ha	hi	fu	he	ho
m	ma	mi	mu	me	mo	
y	ya		yu		yo	
r	ra	ri	ru	re	ro	
w	wa				wo	
n	n					

**Basic Voiced Sounds**

	a	i	u	e	o
g	ga	gi	gu	ge	go
z/j	za	ji	zu	ze	zo
d/z/j	da	ji	zu	de	do
b	ba	bi	bu	be	bo
p	pa	pi	pu	pe	po

**Basic Combinations**

	a	u	o
ky	kya	kyu	kyo
sh	sha	shu	sho
ch	cha	chu	cho
ny	nya	nyu	nyo
hy	hya	hyu	hyo
my	mya	myu	myo
ry	rya	ryu	ryo

**Voiced Combinations**

	a	u	o
gy	gya	gyu	gyo
j	ja	ju	jo
j	ja	ju	jo
by	bya	byu	byo
py	pya	pyu	pyo

## THE IROHA VERSE

The *iroha* verse was written about a thousand years ago. Though based upon a teaching of Buddhism its main use is for writing practice, for it includes all of the *kana* symbols with the exception of the final *n* (人). In ancient times *mu* (む) was used where *no* is used today. The order of symbols in the verse — particularly the first half dozen — is important because it is still sometimes followed in listings, in similar fashion to the English order "a, b, c."

Try copying out the verse in the space at the foot of the page.

いろはにほへと	ちりぬるを
わがよたれぞ	つねならむ
うゑのおくやま	けふこえて
あさきゆめみじ	ゑひもせず

The modern romanized version is: *Iro wa nioedo chirinuru o / Waga yo tare zo tsune naran / Ui no okuyama kyō koete / Asaki yume miji ei mo sezu.*

A literal paraphrase is: "Colors are fragrant, but they fade away. In this world of ours none lasts forever. Today cross the high mountain of life's illusions [i.e., rise above this physical world], and there will be no more shallow dreaming, no more drunkenness [i.e., there will be no more uneasiness, no more temptations]."

The above translation is given in the appendices of the *Japanese - English Character Dictionary* (edited by A. Nelson, published by Charles E. Tuttle Company, 1962). Readers who wish to learn more about the historical use of *kana*, such as けふ for the modern きょう, are recommended to consult this work.